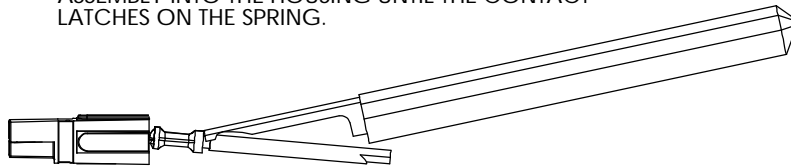


THE INFORMATION CONTAINED IN THIS DRAWING IS THE SOLE PROPERTY OF ANDERSON POWER PRODUCTS. ANY REPRODUCTION IN PART OR WHOLE WITHOUT THE WRITTEN PERMISSION OF ANDERSON POWER PRODUCTS IS PROHIBITED.

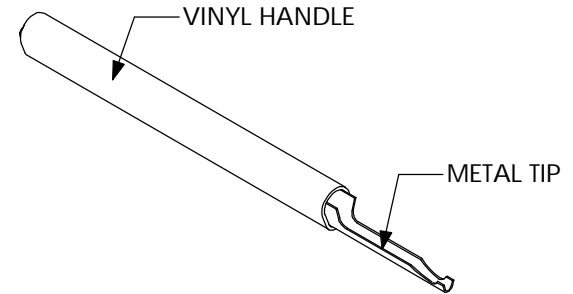


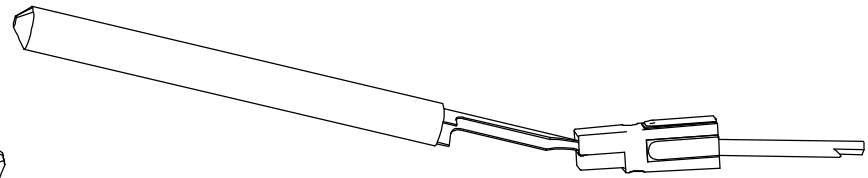
ANDERSON POWER PRODUCTS RESERVES THE RIGHT TO ALTER PRODUCT TYPES, THEIR TECHNICAL DATA, DIMENSION, STYLE AND ACCESSORIES WITHOUT PRIOR NOTIFICATION.

D	DATE	**
	BY:	**
	DESCRIPTION OF CHANGES	**
C	REV.	**

CONTACT INSERTION:
PLACE TIP OF TOOL AT THE END OF THE CRIMP BARREL AND STRADDLING THE WIRE. PUSH CONTACT WIRE ASSEMBLY INTO THE HOUSING UNTIL THE CONTACT LATCHES ON THE SPRING.



CONTACT EXTRACTION:
PLACE TIP OF TOOL BETWEEN SPRING AND CONTACT ROTATE TO DEPRESS SPRING, WHILE SIMULTANEOUSLY PULLING ON THE WIRE TO REMOVE THE CONTACT



NOTES:

MATERIAL:
STEEL, SPRING TEMPER
YELLOW, VINYL GRIP

NEXT ASSY	USED ON
APPLICATION	DO NOT SCALE DRAWING

ITEM NO.	PART OR IDENTIFYING NO.	NOMENCLATURE OR DESCRIPTION	MATERIAL SPECIFICATION	QTY REQD
COPYRIGHT 2001 ANDERSON POWER PRODUCTS. ALL RIGHTS RESERVED. UNAUTHORIZED REPRODUCTION HEREBY PROHIBITED.				
DIMENSIONS ARE IN INCHES DIMENSIONS IN PARENTHESES [] ARE IN MILLIMETERS		CAD GENERATED DRAWING. DO NOT MANUALLY UPDATE		ANDERSON POWER PRODUCTS
TOLERANCES ARE: 2PL- ±.02 [±.5]		APPROVALS	DATE	
MATERIALS: SEE NOTES		DRAWN	CMS 6/12/01	
FINISH *****		CHECKED	DJD 6/12/01	
		RESP ENG	UFN 6/13/01	SIZE
		MFG ENG	CHB 6/18/01	A
		QUAL ENG	RPO 6/13/01	SPECIFICATION:
				111038S2
				REV.
				0
		SCALE	CADFILES/01456	SHEET 1 OF 1
		NONE		