

8

7

6

5

4

3

2

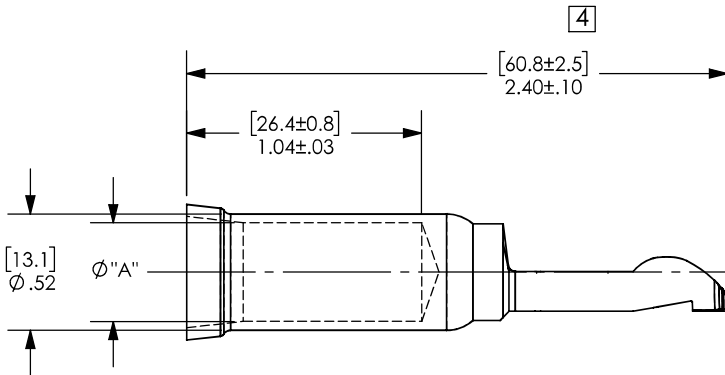
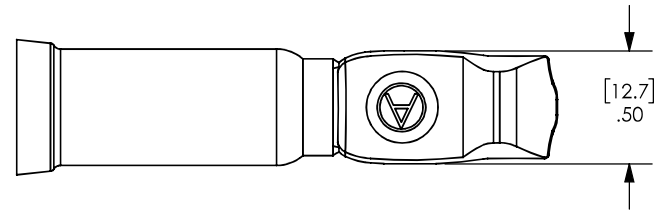
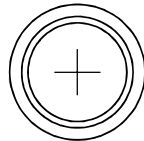
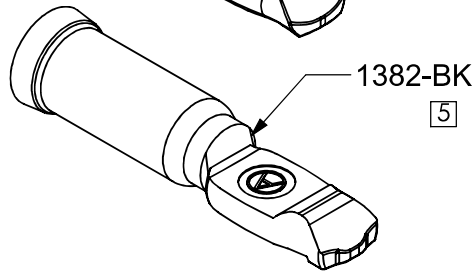
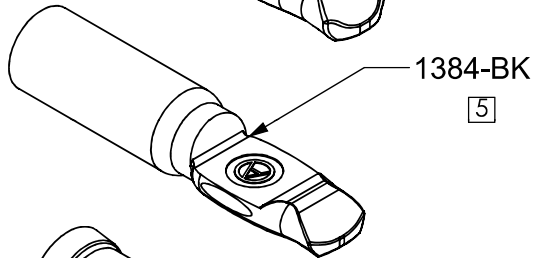
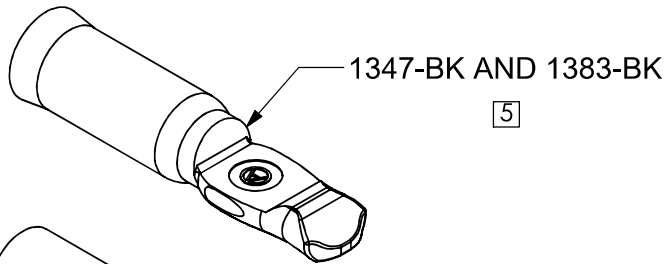
1

THE INFORMATION CONTAINED IN THIS DRAWING IS THE SOLE PROPERTY OF ANDERSON POWER PRODUCTS. ANY REPRODUCTION IN PART OR WHOLE WITHOUT THE WRITTEN PERMISSION OF ANDERSON POWER PRODUCTS IS PROHIBITED.

Copyright 2011

ANDERSON POWER PRODUCTS RESERVES THE RIGHT TO ALTER PRODUCT TYPES, THEIR TECHNICAL DATA, DIMENSION, STYLE AND ACCESSORIES WITHOUT PRIOR NOTIFICATION.

CRIMP BARREL FLARE VARIES PER CONTACT 3



CAT. NO.	WIRE SIZE	ØA 5	
		INCH	MM
1347	#1 AWG	0.39	9.9
1383	#2 AWG	0.35	8.9
1384	#4 AWG	0.30	7.6
1382 2	1/0	0.44	11.2

REV.	DESCRIPTION	APPRV	DATE
5	ECN 2022-0073 - ADDED ISOMETRIC VIEWS	CPD	7/7/2022
4	ECN 2021-0048 - 2.40 +/- .10 WAS 2.35 +/- .07	CPD	5/17/2021
3	ECRN-15344 ADDED NOTE	TWE	2/22/2013
2	ECRN-15342 ADDED CAT.# 1382 TO TABLE	TWE	2/21/13
1	ECRN-15003 FIXED DWG # CONFLICT	JHN	10/27/2011
REVISIONS			

DIMENSIONS ARE IN:	INCH [MM]	APPROVALS		ANDERSON POWER PRODUCTS	
UNLESS OTHERWISE STATED:		DRAWN	TWE		4/28/2011
TOLERANCES:		CHECKED	LLD	4/28/2011	
DECIMALS (INCH)	DECIMALS (MM)	ANGLES	MFG APPRV	CHB	4/28/2011
.XX ± .02	.X ± .5	± 2°	QC APPRV	UFN	4/28/2011
SURFACE FINISH:		MATERIAL:	ENG APPRV	CMS	4/28/2011
MACHINED 128µin [3.2µ]		COPPER ALLOY			
MOLDED 64µin [1.6µ]		FINISH:			
		SILVER PLATE			
-CAD GENERATED DRAWING- DO NOT MANUALLY UPDATE DO NOT SCALE			SIZE	DWG NO.	REV.
			A	113878S1	5
			SCALE	CADFILE	SHEET
			NONE	01065	1 OF 1

8

7

6

5

4

3

2

1