

THE INFORMATION CONTAINED IN THIS DRAWING IS THE SOLE PROPERTY OF ANDERSON POWER PRODUCTS. ANY REPRODUCTION IN PART OR WHOLE WITHOUT THE WRITTEN PERMISSION OF ANDERSON POWER PRODUCTS IS PROHIBITED.

Copyright 2011

ANDERSON POWER PRODUCTS RESERVES THE RIGHT TO ALTER PRODUCT TYPES, THEIR TECHNICAL DATA, DIMENSION, STYLE AND ACCESSORIES WITHOUT PRIOR NOTIFICATION.

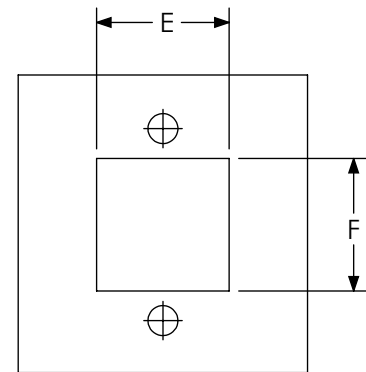
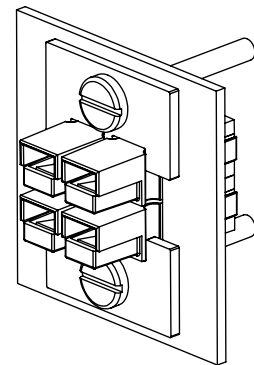
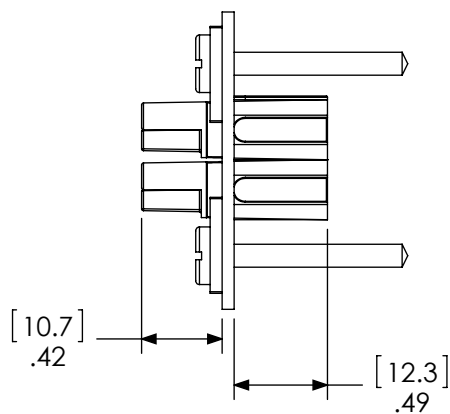
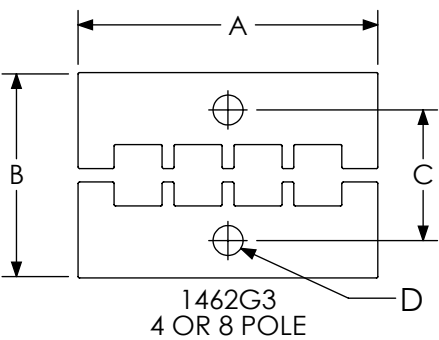
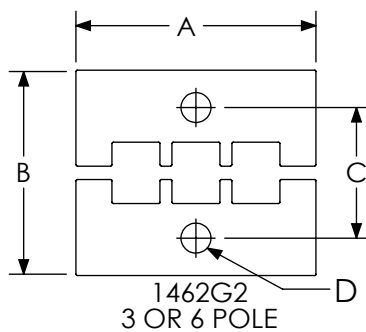
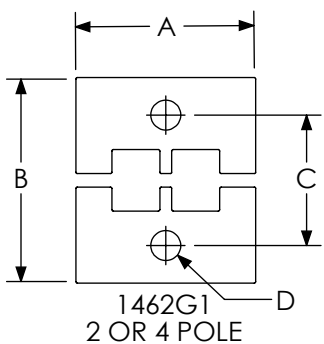


TABLE OF MOUNTING CLAMPS FOR PP15/45

| CAT. NO. | # OF POLES | A | | B | | C | | D | | E | | F | |
|----------|------------|------|------|------|------|------|------|-------|------|------|------|------|------|
| | | IN | MM | IN | MM | IN | MM | IN | MM | IN | MM | IN | MM |
| 1462G1 | 2 | 0.94 | 23.9 | 1.06 | 26.9 | 0.68 | 17.3 | 0.156 | 4.00 | 0.69 | 17.5 | 0.38 | 9.7 |
| | 4 | 0.94 | 23.9 | 1.38 | 35.0 | 1.00 | 25.4 | 0.156 | 4.00 | 0.69 | 17.5 | 0.69 | 17.5 |
| 1462G2 | 3 | 1.25 | 31.7 | 1.06 | 26.9 | 0.68 | 17.3 | 0.156 | 4.00 | 1.00 | 25.4 | 0.38 | 9.7 |
| | 6 | 1.25 | 31.7 | 1.38 | 35.0 | 1.00 | 25.4 | 0.156 | 4.00 | 1.00 | 25.4 | 0.69 | 17.5 |
| 1462G3 | 4 | 1.56 | 39.6 | 1.06 | 26.9 | 0.68 | 17.3 | 0.156 | 4.00 | 1.31 | 33.3 | 0.38 | 9.7 |
| | 8 | 1.56 | 39.6 | 1.38 | 35.0 | 1.00 | 25.4 | 0.156 | 4.00 | 1.31 | 33.3 | 0.69 | 17.5 |

NOTES:
1. MOUNTING CLAMPS SOLD IN PAIRS, SCREWS NOT INCLUDED

| REV. | DESCRIPTION | APPRV | DATE |
|------|------------------------------------|-------|-----------|
| 4 | ECRN-15004 | TWE | 10/31/11 |
| 3 | ECRN-15001 | TWE | 10/28/11 |
| 2 | ECRN-15000 | TWE | 10/26/11 |
| 1 | ECRN-13410 ADDED PANEL CUTOUT DIMS | CMS | 7/17/2001 |

REVISIONS

| | | | | |
|-------------------------------------------------------------|-----------|------------------|---------------|----------------------------------------------------------------------------------------------|
| DIMENSIONS ARE IN: | INCH [MM] | APPROVALS | | <p>ANDERSON POWER PRODUCTS</p> <p>TITLE</p> <p>MOUNTING CLAMPS FOR PP15/45</p> |
| UNLESS OTHERWISE STATED | | DRAWN | CMS 11/3/1999 | |
| TOLERANCES: | | CHECKED | DJD 11/3/1999 | |
| DECIMALS (INCH) .XX ± .02 | | MFG APPRV | CHB 11/8/1999 | |
| | | QC APPRV | RPO 11/8/1999 | |
| SURFACE FINISH: | | ENG APPRV | UFN 11/4/1999 | |
| MACHINED 128µin [3.2µ] | | SIZE | A | |
| MOLDED 64µin [1.6µ] | | DWG NO. | 114208S1 | |
| MATERIAL: AL-.06" THK | | REV. | 4 | |
| FINISH: NONE | | SCALE | NONE | |
| | | CADFILE | 01138 | |
| -CAD GENERATED DRAWING- DO NOT MANUALLY UPDATE DO NOT SCALE | | SHEET | 1 OF 1 | |