

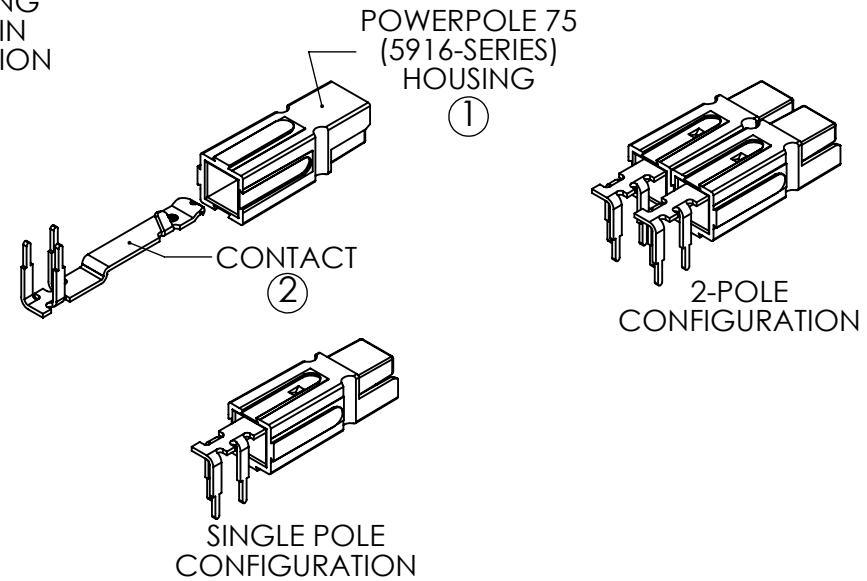
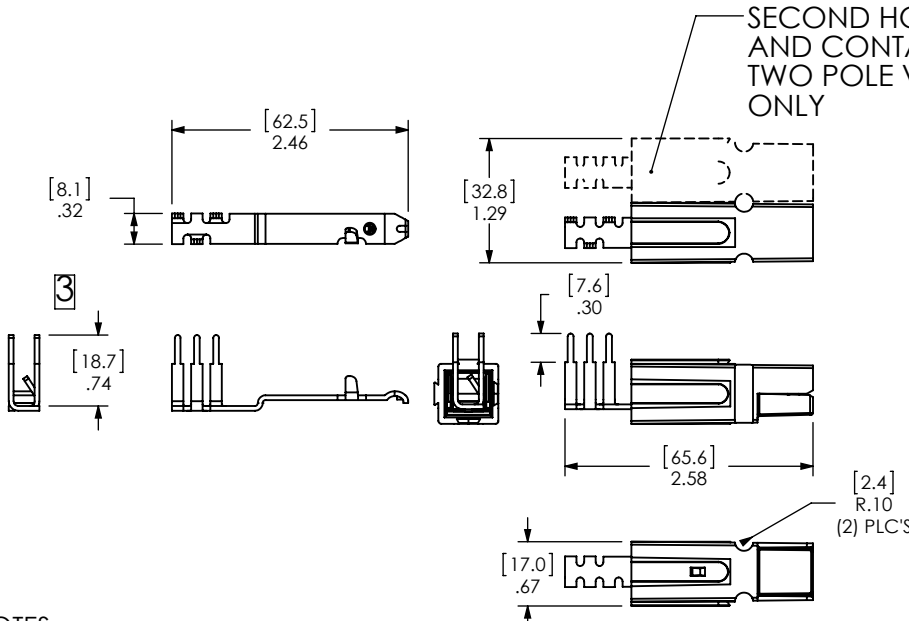
THE INFORMATION CONTAINED IN THIS DRAWING IS THE SOLE PROPERTY OF ANDERSON POWER PRODUCTS. ANY REPRODUCTION IN PART OR WHOLE WITHOUT THE WRITTEN PERMISSION OF ANDERSON POWER PRODUCTS IS PROHIBITED.

Copyright 2011

ANDERSON POWER PRODUCTS RESERVES THE RIGHT TO ALTER PRODUCT TYPES, THEIR TECHNICAL DATA, DIMENSION, STYLE AND ACCESSORIES WITHOUT PRIOR NOTIFICATION.

D
C
B
A

D
C
B
A



- NOTES:**
- ASSEMBLE PROPER CONTACT INTO REQUIRED HOUSING AS SHOWN, BY INSERTING NOSE OF CONTACT INTO OPENING IN HOUSING. AN AUDIBLE 'CLICK' WILL BE HEARD WHEN THE CONTACT ENGAGES THE SPRING OF THE HOUSING. THE COMPLETED ASSEMBLY SHOULD RESULT IN THE DIMENSIONS AS SHOWN IN THE SIDE VIEW.
 - INSURE THAT THE LEGS OF THE CONTACT ARE NOT BENT PRIOR TO ENGAGEMENT OR DURING INSERTION INTO HOUSING. IF THIS OCCURS, REMOVE THE CONTACT FROM THE HOUSING, DISCARD, AND INSERT A NEW CONTACT INTO THE HOUSING USING NOTE 1 AS AN INSTALLATION GUIDE.
 - WHEN ASSEMBLED, THE BACK SURFACE OF THE CONTACT SHOULD BE JUST TOUCHING THE EDGE OF THE HOUSING OPENING.
 - PCB HOLE PATTERN IS BASED ON USING ANDERSON MOUNTING STAPLES. STAPLE PART NUMBERS FOR SINGLE AND DOUBLE POLE ARE: PCSTAPLE-1 AND PCSTAPLE-2

ITEM	QTY	P/N	DESC.	MATERIAL	FINISH
1	1	5916 SERIES	PP75 HOUSING	SEE PRODUCT DWG.	SEE PRODUCT DWG.
2	1	PC5930T	POWER CLAW CONTACT TIN	COPPER ALLOY	TIN PLATED
		PC5930S	POWER CLAW CONTACT SILVER	COPPER ALLOY	SILVER PLATED

4	ECRN-15862	TWE	8/28/2015
3	ECRN-15267	TWE	11/8/2012
2	ECRN 15019	NTS	11/17/2011
1	ECRN 13302	CMS	3/15/2000
REV.	DESCRIPTION	APPRV	DATE

REVISIONS

DIMENSIONS ARE IN:	INCH [MM]	APPROVALS		ANDERSON POWER PRODUCTS TITLE POWERPOLE 75 HOUSING & STANDARD POWERCLAW™ CONTACT ASSEMBLY			
UNLESS OTHERWISE STATED		DRAWN	CGC 8/10/1998				
TOLERANCES:		CHECKED	DJD 10/6/1999				
DECIMALS (INCH) .XX ± .02		MFG APPRV	CHB 10/7/1999				
DECIMALS (MM) .X ± .5		QC APPRV	RPO 10/7/1999				
ANGLES ±2°		ENG APPRV	UFN 10/6/1999				
SURFACE FINISH:		SIZE	A	DWG NO.	114198S1	REV.	4
MACHINED 128µin [3.2µ]		SCALE	NONE	CADFILE	01122	SHEET	1 OF 2
MOLDED 64µin [1.6µ]		-CAD GENERATED DRAWING- DO NOT MANUALLY UPDATE DO NOT SCALE					
MATERIAL:							
FINISH:							
3rd ANGLE PROJECTION							

THE INFORMATION CONTAINED IN THIS DRAWING IS THE SOLE PROPERTY OF ANDERSON POWER PRODUCTS. ANY REPRODUCTION IN PART OR WHOLE WITHOUT THE WRITTEN PERMISSION OF ANDERSON POWER PRODUCTS IS PROHIBITED.

Copyright 2015

ANDERSON POWER PRODUCTS RESERVES THE RIGHT TO ALTER PRODUCT TYPES, THEIR TECHNICAL DATA, DIMENSION, STYLE AND ACCESSORIES WITHOUT PRIOR NOTIFICATION.

D

D

C

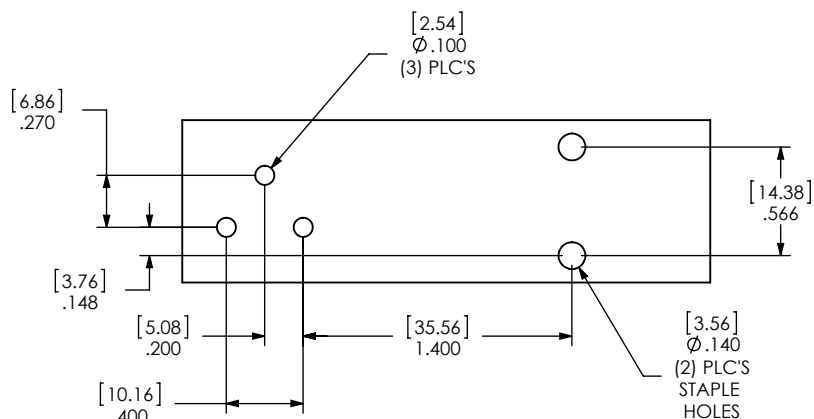
C

B

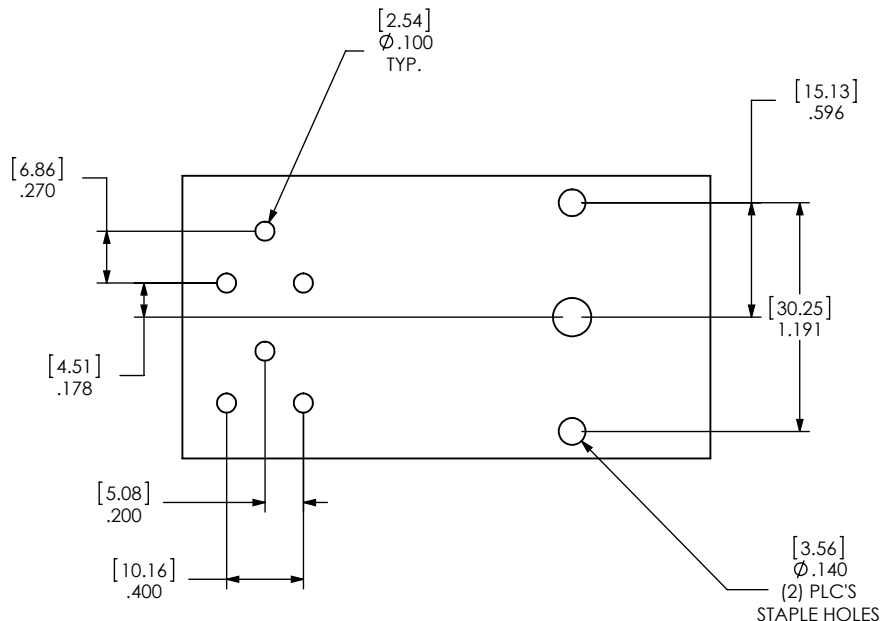
B

A

A



SINGLE POLE LAYOUT 4



DUAL POLE LAYOUT 4

SUGGESTED PCB LAYOUTS
(SUGGESTED TOLERANCE ±.003[.08])

DIMENSIONS ARE IN: INCH [MM]		APPROVALS		ANDERSON POWER PRODUCTS	
UNLESS OTHERWISE STATED		DRAWN CGC	8/10/1998	TITLE POWERPOLE 75 HOUSING & STANDARD POWERCLAW™ CONTACT ASSEMBLY	
TOLERANCES:		CHECKED DJD	10/6/1999		
DECIMALS (INCH) DECIMALS (MM) ANGLES .XX ±.02 .X ±.5 ±2°		MFG APPRV CHB	10/7/1999		
SURFACE FINISH:		QC APPRV RPO	10/7/1999		
MATERIAL:		ENG APPRV UFN	10/6/1999	SIZE A	DWG NO. 114198S1
FINISH:		-CAD GENERATED DRAWING- DO NOT MANUALLY UPDATE DO NOT SCALE		SCALE NONE	CADFILE 01122
				SHEET 2 OF 2	

-	See Sheet1	-	-
REV.	DESCRIPTION	APPRV	DATE
REVISIONS			