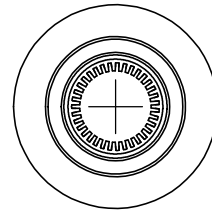
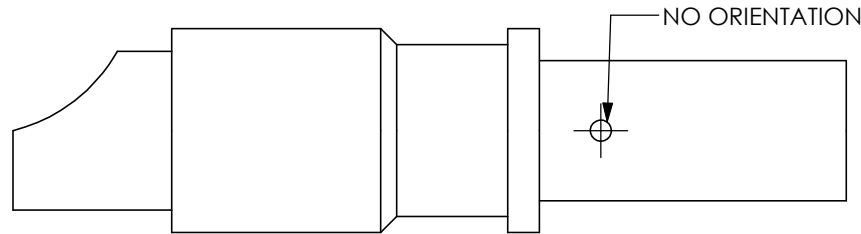


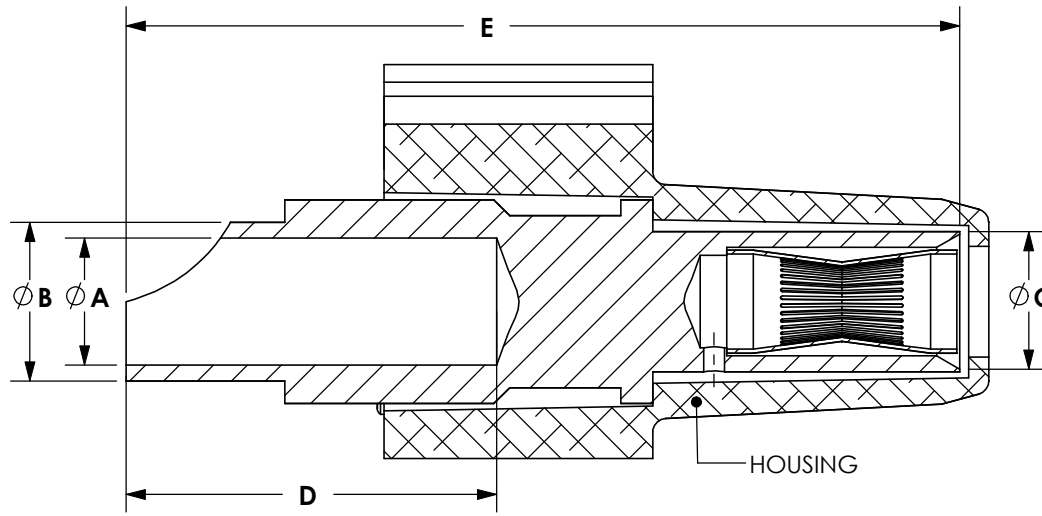
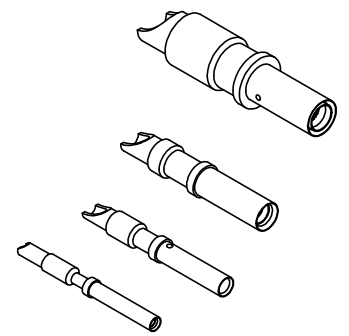
THE INFORMATION CONTAINED IN THIS DRAWING IS THE SOLE PROPERTY OF ANDERSON POWER PRODUCTS. ANY REPRODUCTION IN PART OR WHOLE WITHOUT THE WRITTEN PERMISSION OF ANDERSON POWER PRODUCTS IS PROHIBITED.

Copyright 2006

ANDERSON POWER PRODUCTS RESERVES THE RIGHT TO ALTER PRODUCT TYPES, THEIR TECHNICAL DATA, DIMENSION, STYLE AND ACCESSORIES WITHOUT PRIOR NOTIFICATION.



ACTUAL SIZE



SECTION VIEW SHOWN LOADED INTO HOUSING

P/N	A		B		C		D		E	
	IN	mm	IN	mm	IN	mm	IN	mm	IN	mm
SS20-GN	.05	1.3	.08	2.1	.08	2.1	.20	5.0	1.00	25.5
SS16-SN	.08	2.0	.11	2.9	.11	2.9	.22	5.5	1.00	25.4
SS12-SN	.11	2.8	.15	3.8	.16	4.1	.24	6.0	1.00	25.5
SS08-SN	.19	4.8	.24	6.0	.21	5.3	.39	10.0	1.24	31.5
SS12-GH	.11	2.8	.15	3.8	.16	4.1	.24	6.0	1.00	25.4

- NOTES:
- SS08-SN FOR USE IN 75 AMP POWER DRAWER ONLY
 - SOLDER CONTACTS ONTO WIRE PRIOR TO INSERTION INTO HOUSING
 - MATERIALS: SOCKET BODY- BRASS
SOCKET INSERT- BeCu
 - PLATING; SOCKET INSERTS- GOLD OVER NICKEL
"-SN" PART NUMBERS: BODY IS PLATED SILVER OVER NICKEL
"-GN" PART NUMBERS: BODY IS PLATED GOLD OVER NICKEL
"-GH" PART NUMBER: BODY IS PLATED GOLD OVER NICKEL AND HOT PLUGGABLE

DIMENSIONS ARE IN: INCH[MM]	DRAWN CMS 3/2/06	ANDERSON POWER PRODUCTS
UNLESS OTHERWISE STATED	CHECKED DJD 3/8/06	
TOLERANCES: DECIMALS (INCH) .XX ±.02 DECIMALS (MM) .X ±.5 ANGLES ±2°	MFG APP CHB 3/2/06	TITLE SOCKET SOLDER CONTACTS FOR POWER DRAWER SERIES CONNECTORS
SURFACE FINISH: MACHINED 128 [3.2] MOLDED 64 [1.6]	QC APP JA 3/8/06	SIZE A/A4
MATERIAL: SEE NOTES	ENG APP DAM 3/2/06	DWG NO. 114564S1
FINISH: SEE NOTES	PROD MGR MK 3/2/06	SCALE NONE
	-CAD GENERATED DRAWING- DO NOT MANUALLY UPDATE DO NOT SCALE	CADFILE 02179
		REV. 1
		SHEET 1 OF 1

1	ECRN 14415: SHOW THRU HOLE, ADD SS12-GH	CHB	4/11/09
REV.	DESCRIPTION OF CHANGES	APPROVED	DATE



8 7 6 5 4 3 2 1