

THE INFORMATION CONTAINED IN THIS DRAWING IS THE SOLE PROPERTY OF ANDERSON POWER PRODUCTS. ANY REPRODUCTION IN PART OR WHOLE WITHOUT THE WRITTEN PERMISSION OF ANDERSON POWER PRODUCTS IS PROHIBITED.

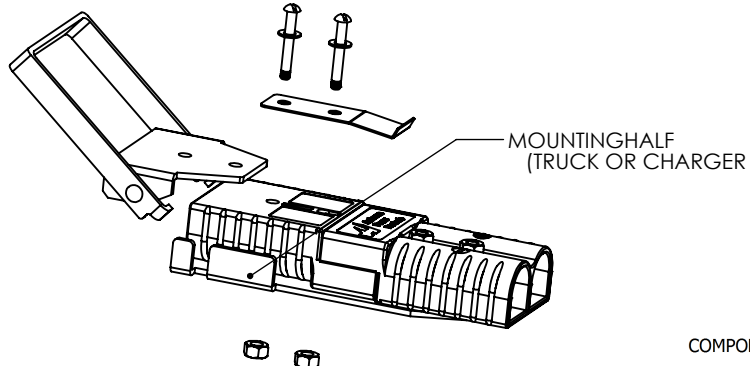
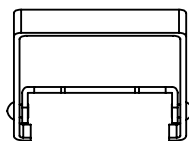
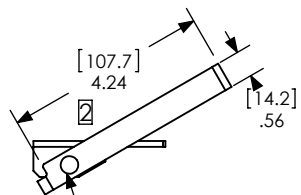
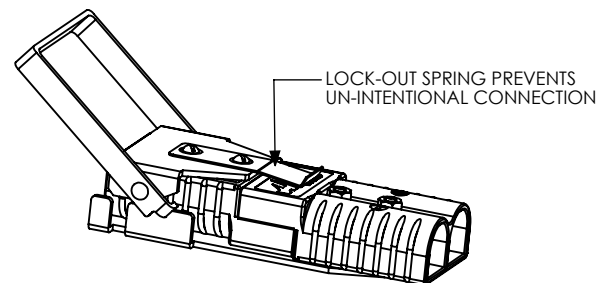
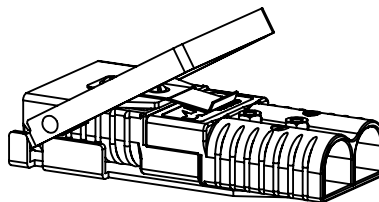
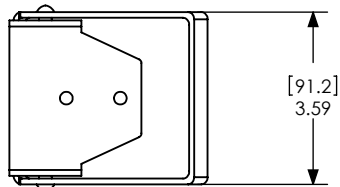
Copyright 1999

ANDERSON POWER PRODUCTS RESERVES THE RIGHT TO ALTER PRODUCT TYPES, THEIR TECHNICAL DATA, DIMENSION, STYLE AND ACCESSORIES WITHOUT PRIOR NOTIFICATION.

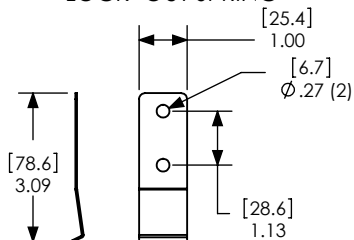
CLOSED POSITION

OPEN POSITION

LOCKING HALF PLATE W/O CLAMP



LOCK-OUT SPRING



COMPONENTS FOR SB350 MANUAL RELEASE LOCKING HALF

COMPONENT	QTY
LOCKING HALF PLATE	1
HANDLE	1
LOCK-OUT SPRING	1
SCREWS	2
WASHERS	2
NUTS	2

- NOTES:
- MATERIALS:
 PLATE AND HANDLE- #11 GA (.120") HOT ROLLED STEEL, PICKLED AND OILED. FINISH WITH ELECTROSTATIC POWDER COAT EPOXY-CRIMSON
 LOCK-OUT SPRING- .035 THK 1075 CARBON STEEL
 - USE WITH CATALOG NUMBER 922G1 (MOUNTING HALF)

DIMENSIONS ARE IN:	INCH [MM]	APPROVALS			ANDERSON POWER PRODUCTS			
UNLESS OTHERWISE STATED		DRAWN	CMS		10/15/1999	TITLE		
TOLERANCES:		CHECKED	DJD	10/27/1999	CATALOG NUMBER 919G1			
DECIMALS (INCH)	DECIMALS (MM)	ANGLES	MFG APPRV	UFN	10/28/1999	SB350 MANUAL RELEASE		
.XX ± .02	.X ± .5	± 2°	QC APPRV	CHB	11/1/1999	LOCKING HALF HARDWARE		
SURFACE FINISH:			ENG APPRV	RPO	11/1/1999	SIZE	DWG NO.	REV.
MACHINED	128µin [3.2µ]				A	114200S3	2	
MOLDED	64µin [1.6µ]				NONE	CADFILE	SHEET	
MATERIAL: SEE NOTES		-CAD GENERATED DRAWING- DO NOT MANUALLY UPDATE DO NOT SCALE		01131		1 OF 1		
FINISH: SEE NOTES		3rd ANGLE PROJECTION						

REV.	DESCRIPTION	APPRV	DATE
2	ECRN-15187 COMMON HANDLE DIMENSION 919, 919G1	TWE	6/26/2012
1	ECRN-15044	TWE	1/19/12

REVISIONS