

THE INFORMATION CONTAINED IN THIS DRAWING IS THE SOLE PROPERTY OF ANDERSON POWER PRODUCTS. ANY REPRODUCTION IN PART OR WHOLE WITHOUT THE WRITTEN PERMISSION OF ANDERSON POWER PRODUCTS IS PROHIBITED.

**Copyright 1999**

ANDERSON POWER PRODUCTS RESERVES THE RIGHT TO ALTER PRODUCT TYPES, THEIR TECHNICAL DATA, DIMENSION, STYLE AND ACCESSORIES WITHOUT PRIOR NOTIFICATION.

D

C

B

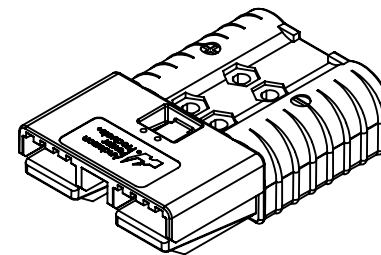
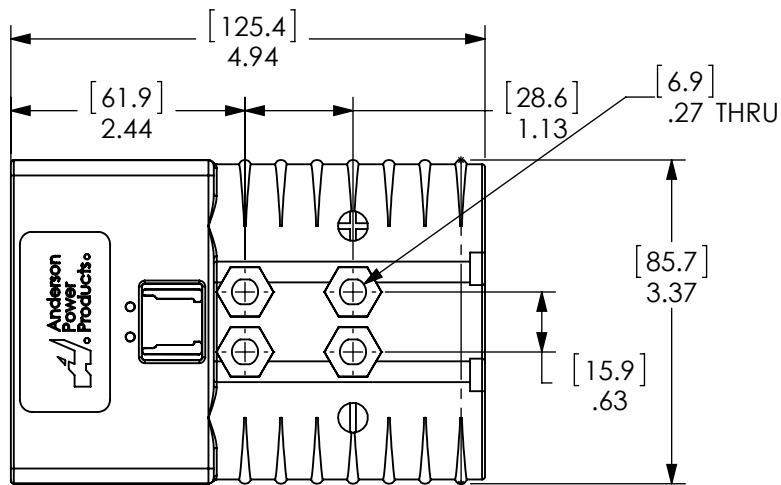
A

D

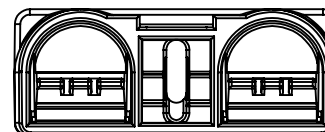
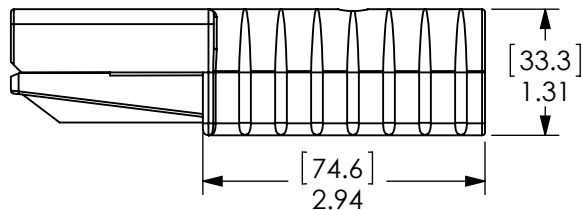
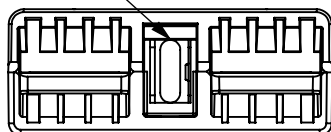
C

B

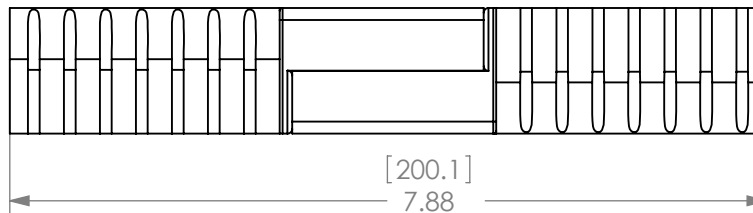
A



AUXILIARY CONTACT AREA



MATED PAIR



- NOTES:
1. SPRING/HOUSING ASSEMBLIES ARE UL RECOGNIZED PER FILE E26226, CSA CERTIFIED PER LR25154, AND
  2. HOUSINGS ARE KEYPED TO ONLY ALLOW MATING WITH THE SAME COLOR HOUSING
  3. FOR ASSEMBLY INSTRUCTIONS SEE DOCUMENT 1S1094
  4. HOUSINGS ASSEMBLIES ACCOMMODATE ANDERSON CONTACTS FOR WIRE RANGE FROM #2 AWG TO 300MCM
  5. MATERIAL:  
HOUSINGS- POLYCARBONATE, UL94V0  
SPRING- STAINLESS STEEL
  6. OPTIONAL AUXILIARY CONTACT KIT AVAILABLE

DIMENSIONS ARE IN:		INCH [MM]		APPROVALS		ANDERSON POWER PRODUCTS	
UNLESS OTHERWISE STATED				DRAWN	CMS	4/2/1999	TITLE SBX 350 HOUSING AND SPRING ASSEMBLY OUTLINE DRAWING
TOLERANCES:				CHECKED	DJD	4/3/1999	
DECIMALS (INCH)	DECIMALS (MM)	ANGLES		MFG APPRV	CHB	4/20/1999	
.XX ± .02	.X ± .5	±2°		QC APPRV	DJM	4/20/1999	
SURFACE FINISH:				ENG APPRV	UFN	4/13/1999	SIZE A
MACHINED 128µin [3.2µ]				MATERIAL: SEE NOTES		DWG NO.	114136S1
MOLDED 64µin [1.6µ]				FINISH:		CADFILE	01005
3rd ANGLE PROJECTION				-CAD GENERATED DRAWING- DO NOT MANUALLY UPDATE DO NOT SCALE		SCALE	NONE
						SHEET	1 OF 2

REV.	DESCRIPTION	APPRV	DATE
2	ECRN-15787A	TWE	3/5/2015
1	ECRN-14934 COLOR AND KEYING ADDED	TWE	7/13/11
REVISIONS			

8 7 6 5 4 3 2 1

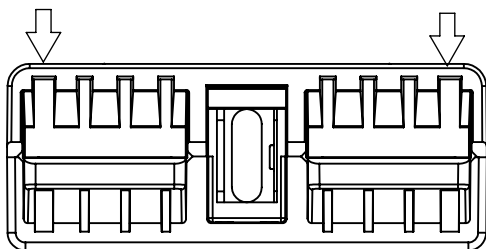
THE INFORMATION CONTAINED IN THIS DRAWING IS THE SOLE PROPERTY OF ANDERSON POWER PRODUCTS. ANY REPRODUCTION IN PART OR WHOLE WITHOUT THE WRITTEN PERMISSION OF ANDERSON POWER PRODUCTS IS PROHIBITED.

**Copyright 2011**

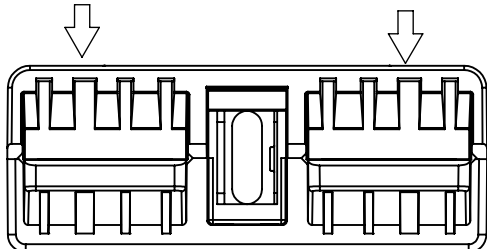
ANDERSON POWER PRODUCTS RESERVES THE RIGHT TO ALTER PRODUCT TYPES, THEIR TECHNICAL DATA, DIMENSION, STYLE AND ACCESSORIES WITHOUT PRIOR NOTIFICATION.

D

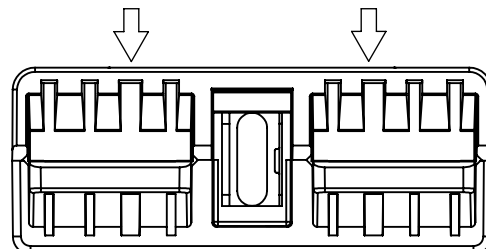
D



**GRAY KEYING**



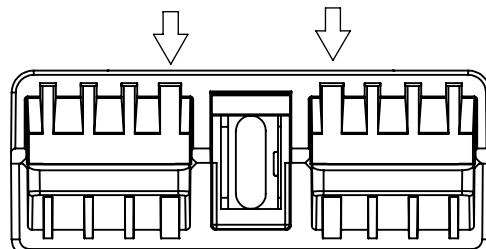
**BLUE KEYING**



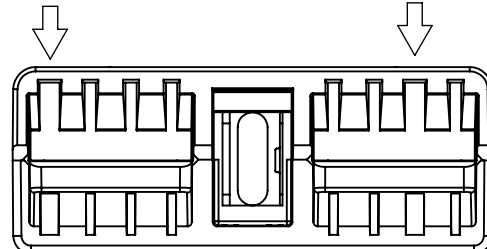
**RED KEYING**

C

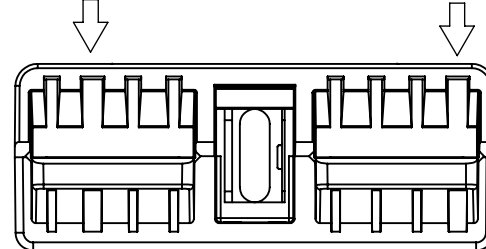
C



**GREEN KEYING**



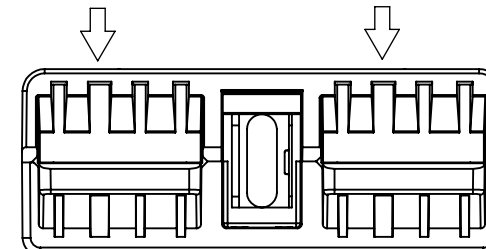
**BLACK KEYING**



**YELLOW KEYING**

B

B



**ORANGE KEYING**

**NOTE:  
DIFFERENT COLOR KEYING IS BASED ON LOCATION  
OF WIDE KEY, HIGHLIGHTED WITH ARROWS**

DIMENSIONS ARE IN: INCH [MM]		<i>APPROVALS</i>			<b>ANDERSON POWER PRODUCTS</b>				
UNLESS OTHERWISE STATED		DRAWN	CMS		4/2/99	TITLE SBX 350 HOUSING AND SPRING ASSEMBLY OUTLINE DRAWING			
TOLERANCES:		CHECKED	DJD	4/3/99					
DECIMALS (INCH)	DECIMALS (MM)	ANGLES	MFG APPRV	CHB	4/20/99				
.XX ± .02	.X ± .5	±2°	QC APPRV	DJM	4/20/99				
SURFACE FINISH:		ENG APPRV		UFN	4/13/99				
MACHINED 128µin [3.2µ]		-CAD GENERATED DRAWING- DO NOT MANUALLY UPDATE DO NOT SCALE		SIZE	A	DWG NO.	114136S1	REV.	2
MOLDED 64µin [1.6µ]		MATERIAL: SEE NOTES		SCALE	NONE	CADFILE	01005	SHEET	2 OF 2
FINISH:		3rd ANGLE PROJECTION							

A

A

-	See Sheet1	-	-
REV.	DESCRIPTION	APPRV	DATE
REVISIONS			

8 7 6 5 4 3 2 1