
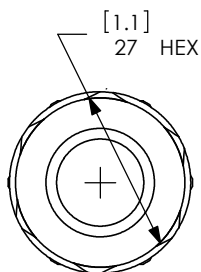
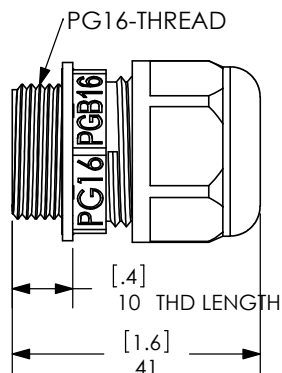


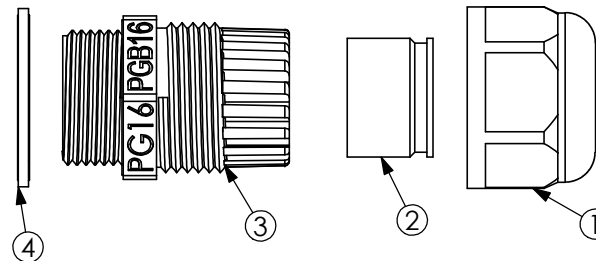
THE INFORMATION CONTAINED IN THIS DRAWING IS THE SOLE PROPERTY OF ANDERSON POWER PRODUCTS. ANY REPRODUCTION IN PART OR WHOLE WITHOUT THE WRITTEN PERMISSION OF ANDERSON POWER PRODUCTS IS PROHIBITED.

Copyright 2009

ANDERSON POWER PRODUCTS RESERVES THE RIGHT TO ALTER PRODUCT TYPES, THEIR TECHNICAL DATA, DIMENSION, STYLE AND ACCESSORIES WITHOUT PRIOR NOTIFICATION.



EXPLODED VIEW



ITEM	QTY	DESCRIPTION	MATERIAL
1	1	CABLE SEALING NUT	NYLON, BLACK, UL94 V-2
2	1	CABLE SEAL	EPDM, BLACK
3	1	PG GLAND BODY	NYLON, BLACK, UL94 V-2
4	1	PG GASKET	EPDM, BLACK

GLAND P/N	SPEC PAK P/N CODE	WIRE SEALING RANGE			
		mm		INCHES	
		MIN	MAX	MIN	MAX
PS1P16-10X	PS01	5.5	11.2	.22	.44
PS1P16-14X	PS02	8.0	14.1	.31	.56

NOTES:

- GLANDS FOR USE ON SPEC PAK 4-P PLUGS ONLY
- ALL MATERIALS RoHS COMPLIANT
- REFER TO ASSEMBLY INSTRUCTION 1S6509
- OPTIONAL PANEL NUT PART NUMBER: 124G31

REV.	DESCRIPTION	APPRV	DATE
1	ECRN 14935	CMS	7/6/11

REVISIONS

DIMENSIONS ARE IN:	MM [INCH]	APPROVALS		 ANDERSON POWER PRODUCTS
UNLESS OTHERWISE STATED		DRAWN	CMS 4/21/09	
TOLERANCES:		CHECKED	DJD 5/5/09	TITLE
DECIMALS (INCH)	DECIMALS (MM)	ANGLES		PG16 STRAIGHT CABLE SEALING GLAND FOR SJ CABLE FOR USE ON SPEC PAK 4-P
.XX ±.02	.X ±.5	±2°		
SURFACE FINISH:		MFG APP	CHB 5/5/09	
MACHINED 128 [3.2] ✓		QC APP	UFN 5/5/09	
MOLDED 64 [1.6] ✓		ENG APP	DAM 5/5/09	
MATERIAL: SEE TABLE				SIZE
FINISH:				A/A4
		CAD GENERATED DRAWING - DO NOT MANUALLY UPDATE - DO NOT SCALE		DWG NO. 114860S1
				SCALE NONE
				CADFILE 02897
				REV. 1
				SHEET 1 OF 1