

8

7

6

5

4

3

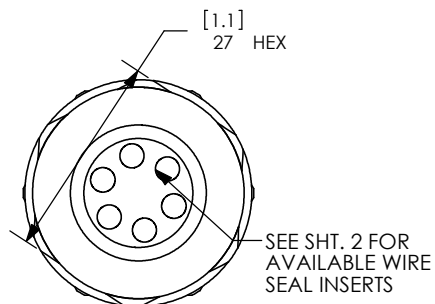
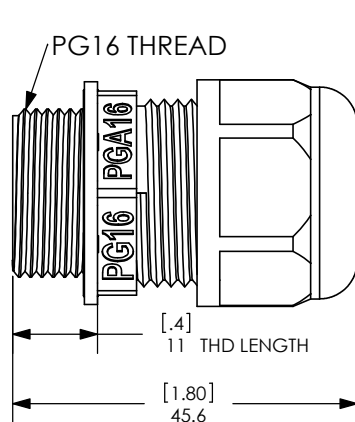
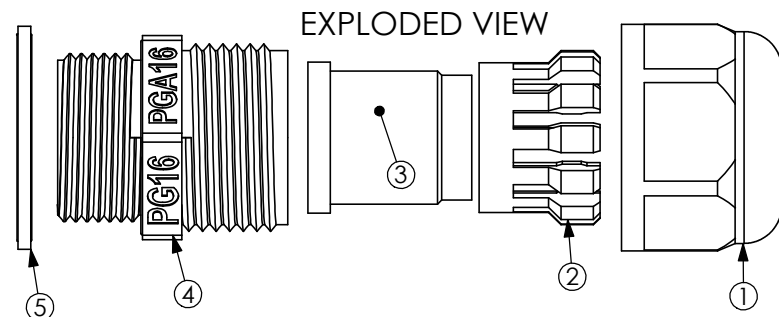
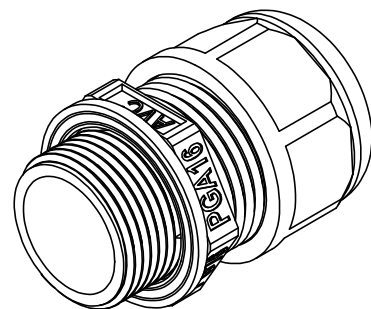
2

1

THE INFORMATION CONTAINED IN THIS DRAWING IS THE SOLE PROPERTY OF ANDERSON POWER PRODUCTS. ANY REPRODUCTION IN PART OR WHOLE WITHOUT THE WRITTEN PERMISSION OF ANDERSON POWER PRODUCTS IS PROHIBITED.

Copyright 2009

ANDERSON POWER PRODUCTS RESERVES THE RIGHT TO ALTER PRODUCT TYPES, THEIR TECHNICAL DATA, DIMENSION, STYLE AND ACCESSORIES WITHOUT PRIOR NOTIFICATION.



ITEM	QTY	DESCRIPTION	MATERIAL
1	1	CABLE SEALING NUT	NYLON, BLACK, UL94 V-2
2	1	CLAW	NYLON, BLACK, UL94 V-2
3	1	WIRE SEAL	EPDM, BLACK
4	1	PG GLAND BODY	NYLON, BLACK, UL94 V-2
5	1	PG GASKET	EPDM, BLACK

SEE SHEET 2 FOR LIST OF PART NUMBERS AND WIRE SEAL ARRANGEMENTS

#### NOTES:

- GLANDS FOR USE ON SPEC PAK 4-P PLUGS ONLY
- ALL MATERIALS ROHS COMPLIANT
- REFER TO ASSEMBLY INSTRUCTION 1S6509
- OPTIONAL PANEL NUT PART NUMBER: 124G31

DIMENSIONS ARE IN:		MM [INCH]	APPROVALS		ANDERSON POWER PRODUCTS			
UNLESS OTHERWISE STATED			DRAWN	CMS	4/21/09	TITLE PG16 STRAIGHT CABLE SEALING GLANDS FOR DISCRETE WIRES FOR USE ON SPEC PAK 4-P		
TOLERANCES:			CHECKED	DJD	5/11/09			
DECIMALS (INCH)	DECIMALS (MM)	ANGLES	MFG APP	CHB	5/11/09			
.XX ± .02	.X ± .5	± 2°	QC APP	UFN	5/11/09			
SURFACE FINISH:			ENG APP	DAM	5/11/09	SIZE	DWG NO.	REV.
MACHINED 128 [3.2] ✓						A/A4	114861S1	1
MOLDED 64 [1.6] ✓						SCALE	CADFILE	SHEET
MATERIAL: SEE TABLE						NONE	02898	1 OF 2
FINISH:						CAD GENERATED DRAWING. DO NOT MANUALLY UPDATE. DO NOT SCALE.		

REV.	DESCRIPTION OF CHANGES	APPROVED	DATE
1	ECRN 15379- UPDATE SEAL RANGE (SHT. 2)	CMS	4/16/2013



8

7

6

5

4

3

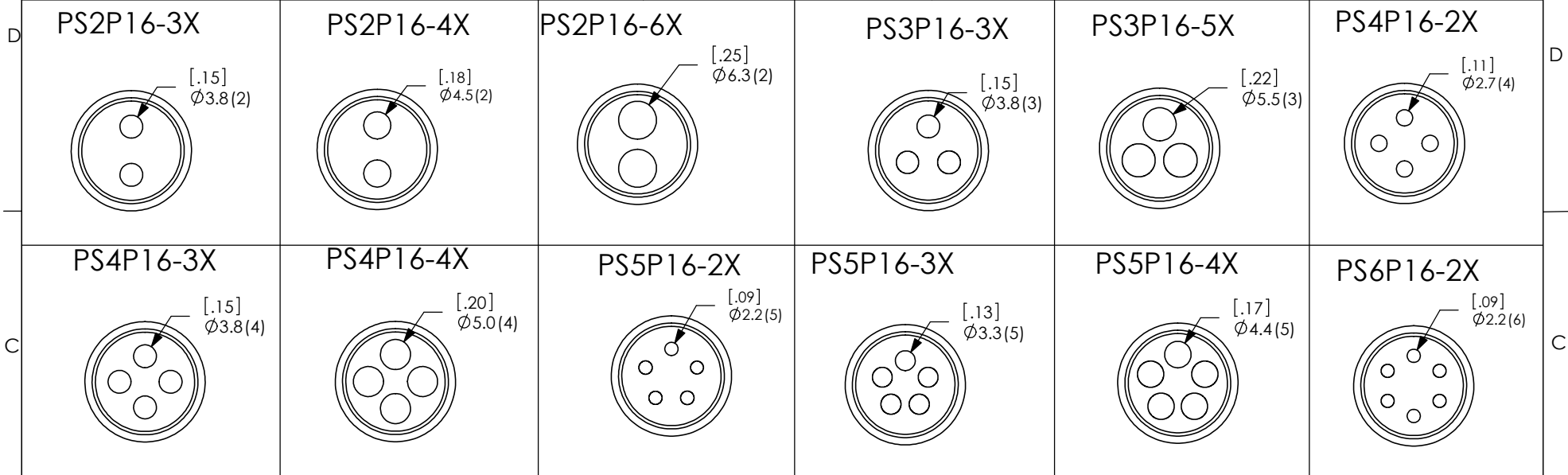
2

1

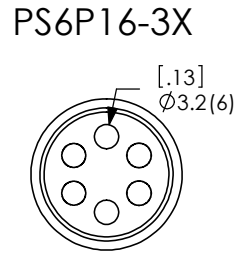
THE INFORMATION CONTAINED IN THIS DRAWING IS THE SOLE PROPERTY OF ANDERSON POWER PRODUCTS. ANY REPRODUCTION IN PART OR WHOLE WITHOUT THE WRITTEN PERMISSION OF ANDERSON POWER PRODUCTS IS PROHIBITED.

Copyright 2009

ANDERSON POWER PRODUCTS RESERVES THE RIGHT TO ALTER PRODUCT TYPES, THEIR TECHNICAL DATA, DIMENSION, STYLE AND ACCESSORIES WITHOUT PRIOR NOTIFICATION.



GLAND P/N	SPEC PAK P/N CODE	WIRE SEALING RANGE			
		mm		INCHES	
		MIN	MAX	MIN	MAX
PS2P16-3X	PM21	2.5	3.5	.10	.14
PS2P16-4X	PM22	3.3	4.3	.13	.17
PS2P16-6X	PM23	4.3	6.1	.17	.24
PS3P16-3X	PM31	2.6	3.6	.10	.14
PS3P16-5X	PM32	3.5	5.2	.14	.20
PS4P16-2X	PM41	1.6	2.5	.06	.10
PS4P16-3X	PM42	2.7	3.7	.11	.15
PS4P16-4X	PM43	3.4	4.8	.13	.19
PS5P16-2X	PM51	1.3	2.0	.05	.08
PS5P16-3X	PM52	2.0	3.1	.08	.12
PS5P16-4X	PM53	3.0	4.1	.12	.16
PS6P16-2X	PM61	1.3	2.0	.05	.08
PS6P16-3X	PM62	2.0	3.0	.08	.12



REV.	DESCRIPTION OF CHANGES	APPROVED	DATE
	SEE SHT. 1		

DIMENSIONS ARE IN:	MM [INCH]	APPROVALS		 <b>ANDERSON POWER PRODUCTS</b>
UNLESS OTHERWISE STATED		DRAWN	CMS 4/21/09	
TOLERANCES:		CHECKED	DJD 5/11/09	<b>TITLE</b> PG16 STRAIGHT CABLE SEALING GLANDS FOR DISCRETE WIRES FOR USE ON SPEC PAK 4-P
DECIMALS (INCH)	DECIMALS (MM)	ANGLES	MFG APP	
.XX ±.02	.X ±.5	±2°	CHB 5/11/09	
SURFACE FINISH:		QC APP	UFN 5/11/09	<b>SIZE</b> A/A4 <b>DWG NO.</b> 114861S1 <b>REV.</b> 1
MACHINED 128 [3.2] ✓		ENG APP	DAM 5/11/09	
MOLDED 64 [1.6] ✓		MATERIAL: SEE SHT. 1		<b>SCALE</b> NONE <b>CADFILE</b> 02898 <b>SHEET</b> 2 OF 2
FINISH:		CAD GENERATED DRAWING - DO NOT MANUALLY UPDATE DO NOT SCALE		