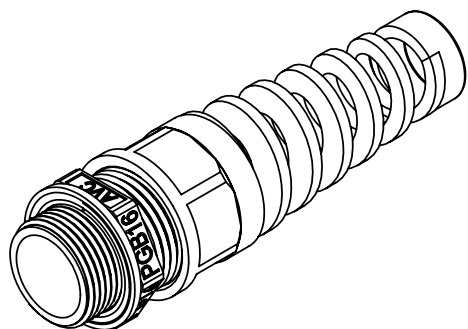


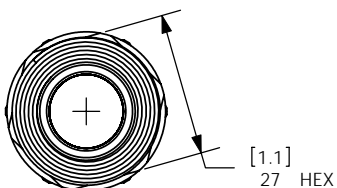
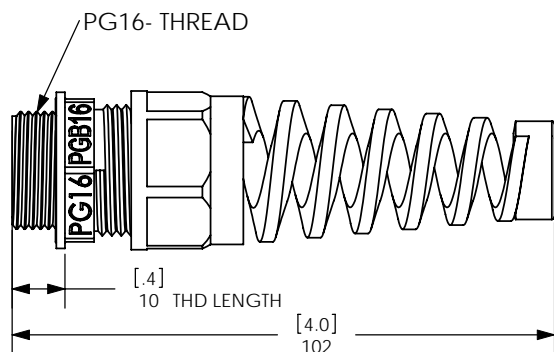
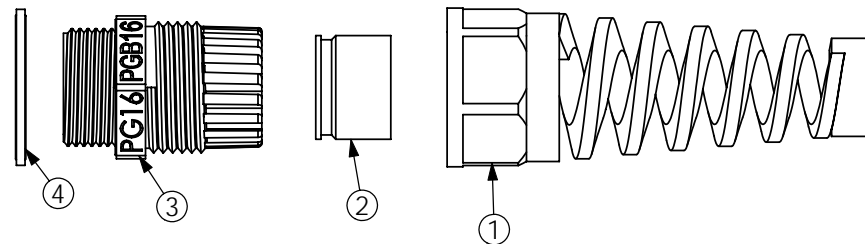
THE INFORMATION CONTAINED IN THIS DRAWING IS THE SOLE PROPERTY OF ANDERSON POWER PRODUCTS. ANY REPRODUCTION IN PART OR WHOLE WITHOUT THE WRITTEN PERMISSION OF ANDERSON POWER PRODUCTS IS PROHIBITED.

Copyright 2009

ANDERSON POWER PRODUCTS RESERVES THE RIGHT TO ALTER PRODUCT TYPES, THEIR TECHNICAL DATA, DIMENSION, STYLE AND ACCESSORIES WITHOUT PRIOR NOTIFICATION.



EXPLODED VIEW



ITEM	QTY	DESCRIPTION	MATERIAL
1	1	CABLE SEALING NUT	NYLON, BLACK, UL94 V-2
2	1	CABLE SEAL	EPDM, BLACK
3	1	PG GLAND BODY	NYLON, BLACK, UL94 V-2
4	1	PG GASKET	EPDM, BLACK

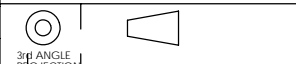
GLAND P/N	SPEC PAK P/N CODE	WIRE SEALING RANGE			
		mm		INCHES	
		MIN	MAX	MIN	MAX
PF1P16-10X	PF01	7.0	11.0	.28	.43
PF1P16-13X	PF02	8.0	13.0	.31	.51

NOTES:

- GLANDS FOR USE ON SPEC PAK 4-P PLUGS ONLY
- ALL MATERIALS RoHS COMPLIANT
- REFER TO ASSEMBLY INSTRUCTION 1S6509
- OPTIONAL PANEL NUT PART NUMBER: 124G31

DIMENSIONS ARE IN:	MM[INCH]	APPROVALS		 ANDERSON POWER PRODUCTS
UNLESS OTHERWISE STATED		DRAWN	CMS 4/22/09	
TOLERANCES:		CHECKED	DJD 5/5/09	TITLE PG16 STRAIGHT CABLE SEALING GLAND W/ FLEX SPRING FOR USE ON SPEC PAK 4-P
DECIMALS (INCH) DECIMALS (MM) ANGLES	.XX ± .02 .X ± .5 ± 2°	MFG APP	CHB 5/5/09	
SURFACE FINISH:		QC APP	UFN 5/5/09	
MACHINED 128 [3.2] ✓ MOLDED 64 [1.6] ✓		ENG APP	DAM 5/5/09	
MATERIAL:	SEE TABLE	SIZE	A/A4	DWG NO. 114862S1
FINISH:		SCALE	NONE	CADFILE 02899
				SHEET 1 OF 1

REV.	DESCRIPTION OF CHANGES	APPROVED	DATE
	*****	***	*****



-CAD GENERATED DRAWING-
DO NOT MANUALLY UPDATE
DO NOT SCALE