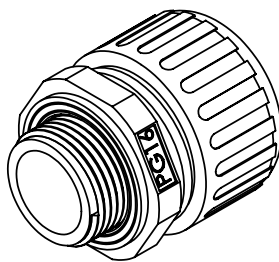


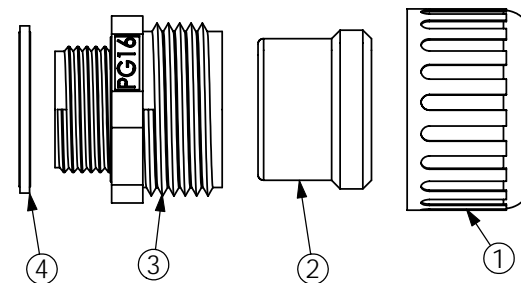
THE INFORMATION CONTAINED IN THIS DRAWING IS THE SOLE PROPERTY OF ANDERSON POWER PRODUCTS. ANY REPRODUCTION IN PART OR WHOLE WITHOUT THE WRITTEN PERMISSION OF ANDERSON POWER PRODUCTS IS PROHIBITED.

Copyright 2009

ANDERSON POWER PRODUCTS RESERVES THE RIGHT TO ALTER PRODUCT TYPES, THEIR TECHNICAL DATA, DIMENSION, STYLE AND ACCESSORIES WITHOUT PRIOR NOTIFICATION.

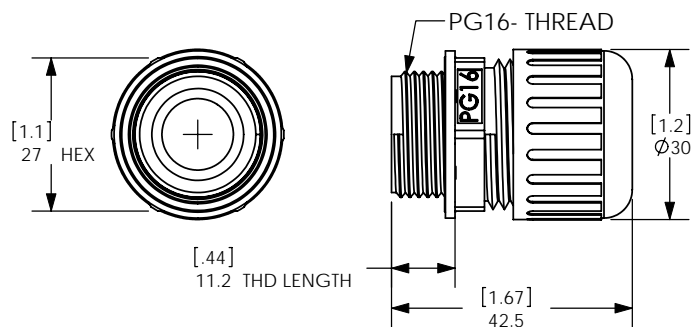


EXPLODED VIEW

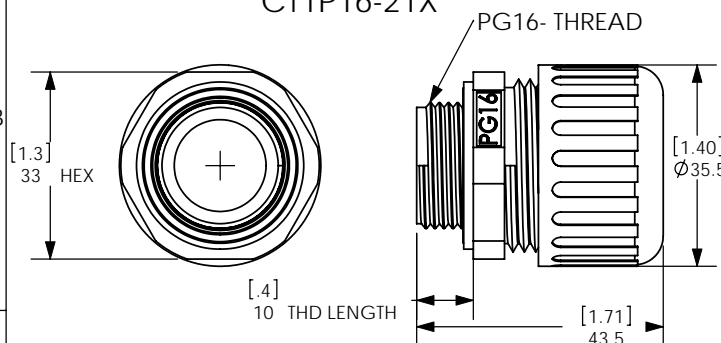


ITEM	QTY	DESCRIPTION	MATERIAL
1	1	CABLE SEALING NUT	NYLON, BLACK, UL94 V-2
2	1	CABLE SEAL	EPDM, BLACK
3	1	PG GLAND BODY	NYLON, BLACK, UL94 V-2
4	1	PG GASKET	EPDM, BLACK

CT1P16-15X/CT1P16-18X



CT1P16-21X



GLAND P/N	SPEC PAK P/N CODE	MAX JOINT		PLASTIC TUBING P/N
		mm	INCHES	
CT1P16-15X	CT01	16	.63	NGN-12B
CT1P16-18X	CT02	18.3	.72	NGN-14B
CT1P16-21X	CT03	22	.87	NGN-17B

NOTES:

- GLANDS FOR USE ON SPEC PAK 4-P PLUGS ONLY
- ALL MATERIALS RoHS COMPLIANT
- REFER TO ASSEMBLY INSTRUCTION 1S6509
- OPTIONAL PANEL NUT PART NUMBER: 124G31

DIMENSIONS ARE IN:	MM[INCH]	APPROVALS		ANDERSON POWER PRODUCTS	
UNLESS OTHERWISE STATED		DRAWN	CMS	4/23/09	TITLE PG16 STRAIGHT CONDUIT ADAPTER THREAD COMPRESSION GLAND FOR USE ON SPEC PAK 4-P
TOLERANCES:		CHECKED	DJD	5/5/09	
DECIMALS (INCH) DECIMALS (MM) ANGLES .XX ±.02 .X ±.5 ±2°		MFG APP	CHB	5/5/09	
SURFACE FINISH: MACHINED 128 [3.2] ✓ MOLDED 64 [1.6] ✓		QC APP	UFN	5/5/09	
MATERIAL: SEE TABLE		ENG APP	DAM	5/5/09	SIZE A/A4
FINISH:		SCALE NONE		DWG NO. 114864S1	REV. 0
* *****		CAD GENERATED DRAWING. DO NOT MANUALLY UPDATE. DO NOT SCALE		CADFILE	SHEET 1 OF 1
REV.	DESCRIPTION OF CHANGES	APPROVED	DATE		



8

7

6

5

4

3

2

1

D

D

C

C

B

B

A

A