

THE INFORMATION CONTAINED IN THIS DRAWING IS THE SOLE PROPERTY OF ANDERSON POWER PRODUCTS. ANY REPRODUCTION IN PART OR WHOLE WITHOUT THE WRITTEN PERMISSION OF ANDERSON POWER PRODUCTS IS PROHIBITED.

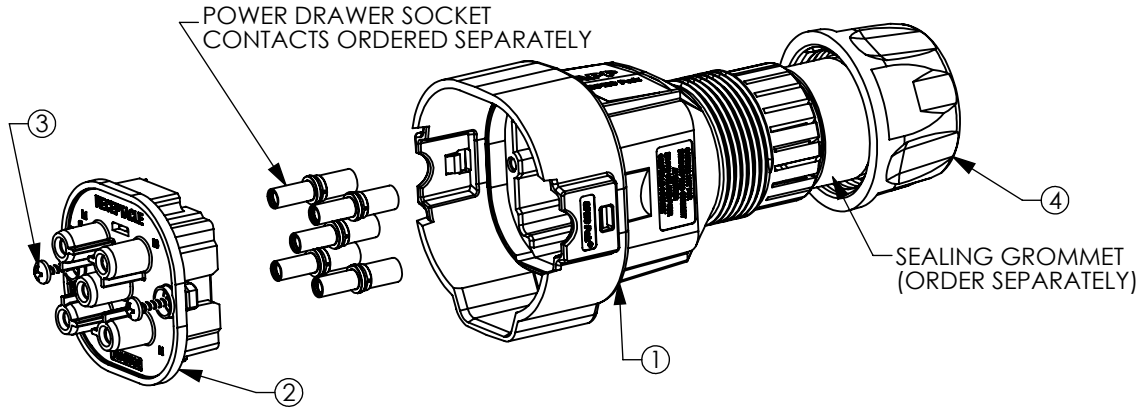
Copyright 2015

ANDERSON POWER PRODUCTS RESERVES THE RIGHT TO ALTER PRODUCT TYPES, THEIR TECHNICAL DATA, DIMENSION, STYLE AND ACCESSORIES WITHOUT PRIOR NOTIFICATION.

EXPLODED VIEW

COMPONENTS INCLUDED

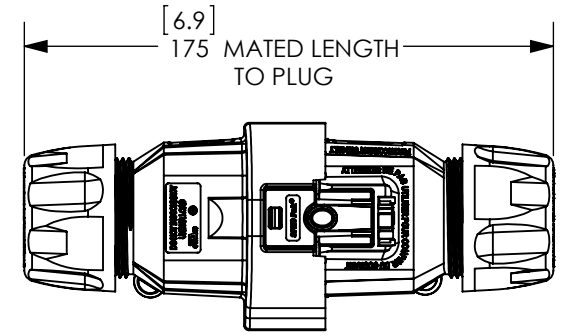
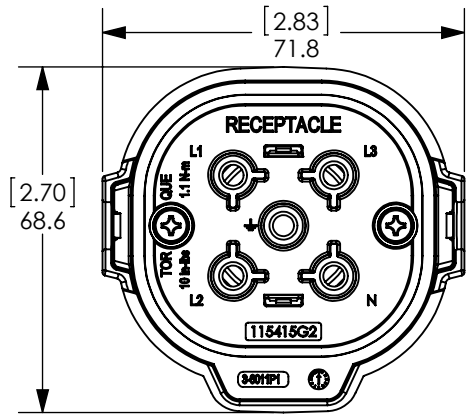
D



ITEM	QTY	DESCRIPTION
1	1	IN-LINE RECEPTACLE SHELL WITH O-RING
2	1	5 POSITION RECEPTACLE HOLDER FOR POWER DRAWER CONTACTS (P/N 115415G2)
3	2	M3.5 SELF-TAPPING SCREWS
4	1	SEAL NUT

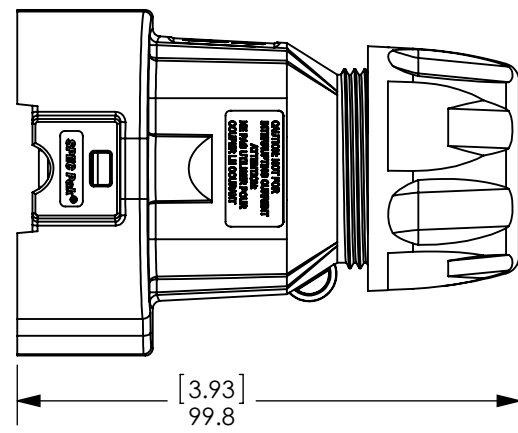
D

C



C

B



B

KIT PART NO. SK1-076D05

- NOTES:
- MATERIAL
RECEPTACLE SHELL - PBT, BLACK
HOLDER - PBT, BLACK
NUT - PBT, BLACK
SCREWS - STEEL, ZINC PLATE
 - FOR USE WITH POWER DRAWER CONTACTS AND HOUSINGS (ORDERED SEPARATELY)
 - REFER TO ASSEMBLY INSTRUCTIONS (1S6639)

DIMENSIONS ARE IN:	MM [INCH]	<i>APPROVALS</i>		 ANDERSON POWER PRODUCTS
UNLESS OTHERWISE STATED		DRAWN	3/19/2015	
TOLERANCES:		NTS		TITLE MID POWER SPEC PAK® 5 POSITION IN-LINE RECEPTACLE KIT
DECIMALS (INCH)	DECIMALS (MM)	CHECKED		
.XX ± .02	.X ± .5			
SURFACE FINISH:		MFG APPRV		SIZE A
MACHINED	3.2µ [128µin]	QC APPRV		
MOLDED	1.6µ [64µin]			DWG NO. 115165S4
MATERIAL:		ENG APPRV		REV. A
SEE NOTES				SCALE NONE
FINISH:				CADFILE 04488
N/A				SHEET 1 OF 1

REV.	DESCRIPTION	APPRV	DATE
REVISIONS			