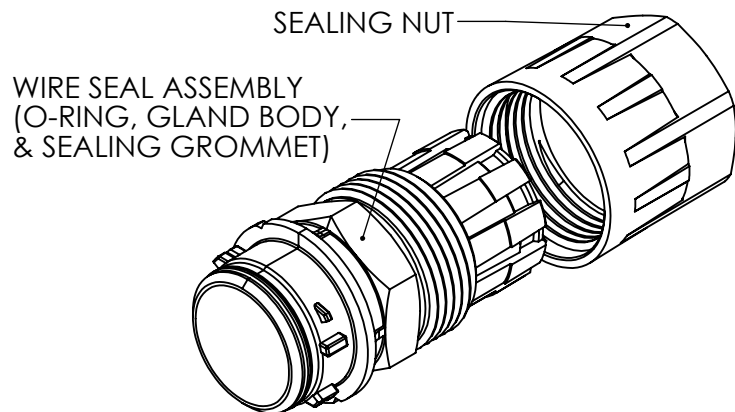


THE INFORMATION CONTAINED IN THIS DRAWING IS THE SOLE PROPERTY OF ANDERSON POWER PRODUCTS. ANY REPRODUCTION IN PART OR WHOLE WITHOUT THE WRITTEN PERMISSION OF ANDERSON POWER PRODUCTS IS PROHIBITED.

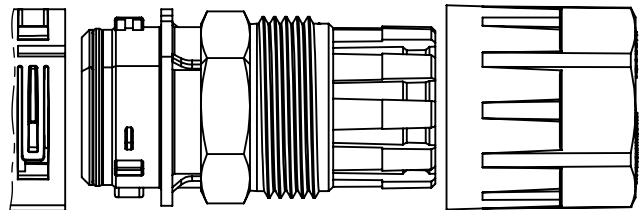
**Copyright 2013**

ANDERSON POWER PRODUCTS RESERVES THE RIGHT TO ALTER PRODUCT TYPES, THEIR TECHNICAL DATA, DIMENSION, STYLE AND ACCESSORIES WITHOUT PRIOR NOTIFICATION.

D



C



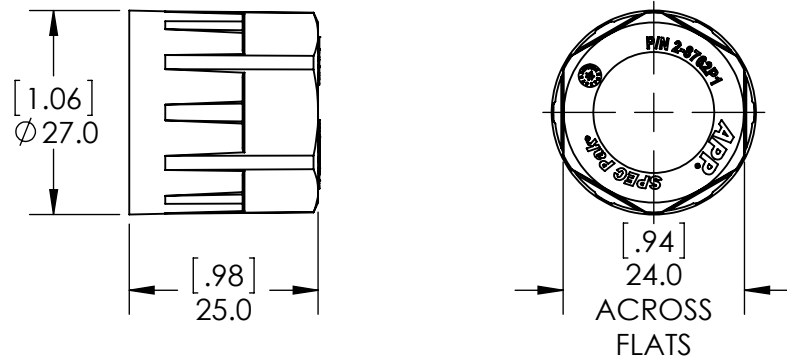
STRAIGHT PLUG (FEMALE) OR  
IN-LINE RECEPTACLE SHELL (MALE)  
NOT INCLUDED

**NOTES:**

1. MATERIALS:
  - A. SEAL NUT - PC, UL94 V-0, BLACK
  - B. GLAND BODY - PC, UL94 V-0, BLACK
  - C. SEALING GROMMET - EPDM RUBBER, BLACK
  - D. O-RING - NBR, BLACK
2. BACKSHELL ASSEMBLY KITS INCLUDE ONE EACH SEAL NUT AND WIRE SEAL ASSEMBLY
3. REFER TO ASSEMBLY INSTRUCTIONS 1S6616 FOR STRAIGHT PLUG (FEMALE) AND 1S6617 FOR IN-LINE RECEPTACLE (MALE) ASSEMBLY
4. FOR USE WITH 5-POSITION MINI-PL SPEC PAK® SK1-021M05 (ALL KEYS) AND SK6-021M05 (ALL KEYS) ONLY

A

**SEAL NUT**

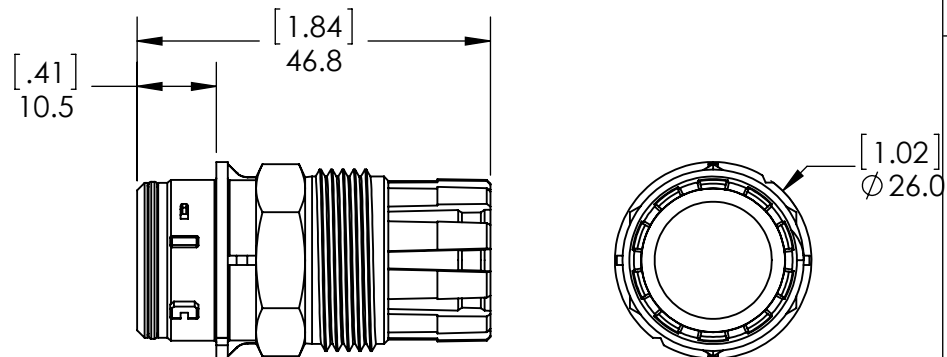


D

C

**WIRE SEAL ASSEMBLY**

SEE SHEET 2 FOR WIRE SEAL OPTIONS



B

DIMENSIONS ARE IN:		MM [INCH]		<i>APPROVALS</i>		<b>ANDERSON POWER PRODUCTS</b>	
UNLESS OTHERWISE STATED				DRAWN	NTS	10/7/2013	
TOLERANCES:				CHECKED	MM	1/23/2014	
DECIMALS (INCH)	DECIMALS (MM)	ANGLES		MFG APPRV	CHB	1/24/2014	
.XX ±.02	.X ±.5	±2°		QC APPRV	UFN	1/23/2014	
SURFACE FINISH:				ENG APPRV	CMS	1/23/2014	
MACHINED 3.2µ [128µin]				TITLE			
MOLDED 1.6µ [64µin]							
MATERIAL: SEE NOTE 1				5-POSITION MINI-PL SPEC PAK® BACKSHELL ASSEMBLY			
FINISH:				SIZE	DWG NO.	REV.	
				A	115308S1	0	
				SCALE	CADFILE	SHEET	
				NONE	04072	1 OF 2	

REV.	DESCRIPTION	APPRV	DATE
REVISIONS			



-CAD GENERATED DRAWING-  
DO NOT MANUALLY UPDATE  
DO NOT SCALE

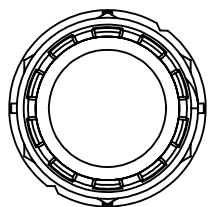
8 7 6 5 4 3 2 1

THE INFORMATION CONTAINED IN THIS DRAWING IS THE SOLE PROPERTY OF ANDERSON POWER PRODUCTS. ANY REPRODUCTION IN PART OR WHOLE WITHOUT THE WRITTEN PERMISSION OF ANDERSON POWER PRODUCTS IS PROHIBITED.

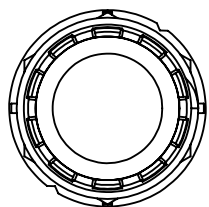
**Copyright 2013**

ANDERSON POWER PRODUCTS RESERVES THE RIGHT TO ALTER PRODUCT TYPES, THEIR TECHNICAL DATA, DIMENSION, STYLE AND ACCESSORIES WITHOUT PRIOR NOTIFICATION.

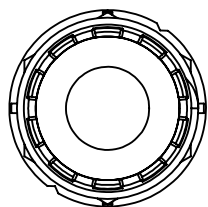
D



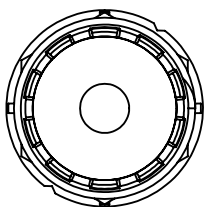
PS1T24-15X



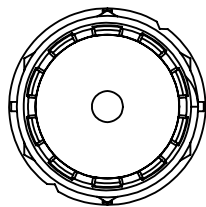
PS1T24-14X



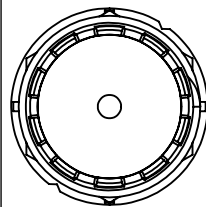
PS1T24-11X



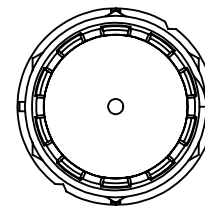
PS1T24-7X



PS1T24-4X



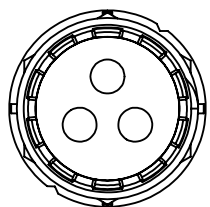
PS1T24-3X



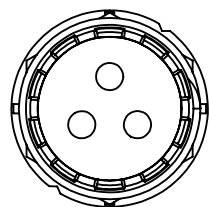
PS1T24-2X

D

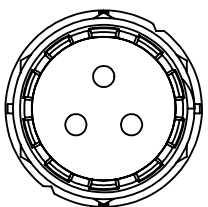
C



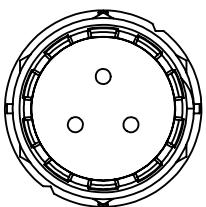
PS3T24-5X



PS3T24-4X



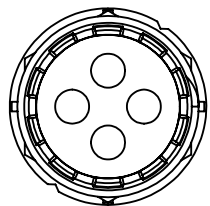
PS3T24-3X



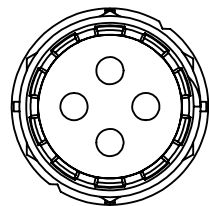
PS3T24-2X

C

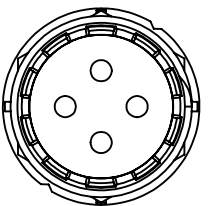
B



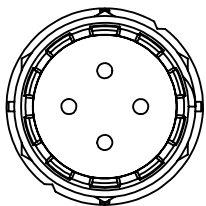
PS4T24-5X



PS4T24-4X



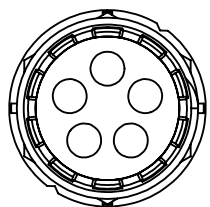
PS4T24-3X



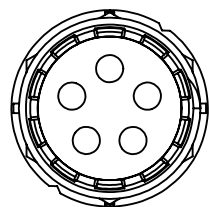
PS4T24-2X

B

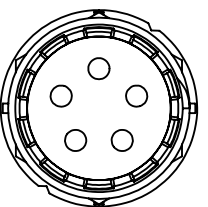
A



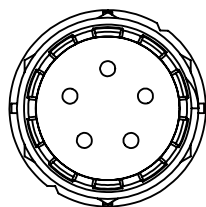
PS5T24-5X



PS5T24-4X



PS5T24-3X



PS5T24-2X

A

BACKSHELL ASM P/N	SPEC PAK® P/N CODE	WIRE SEALING RANGES			
		MM		INCHES	
		MIN	MAX	MIN	MAX
PS1T24-15X	PS01	14.0	15.5	.55	.61
PS1T24-14X	PS02	11.0	14.0	.43	.55
PS1T24-11X	PS03	6.5	11.0	.26	.43
PS1T24-7X	PS04	4.0	6.5	.16	.26
PS1T24-4X	PS05	3.0	4.1	.12	.16
PS1T24-3X	PS06	2.0	3.1	.08	.12
PS1T24-2X	PS07	1.0	2.0	.04	.08
PS3T24-5X	PM31	3.5	4.5	.14	.18
PS3T24-4X	PM32	2.6	3.6	.10	.14
PS3T24-3X	PM33	2.0	2.8	.08	.11
PS3T24-2X	PM34	1.0	2.0	.04	.08
PS4T24-5X	PM41	3.5	4.5	.14	.18
PS4T24-4X	PM42	2.6	3.6	.10	.14
PS4T24-3X	PM43	2.0	2.8	.08	.11
PS4T24-2X	PM44	1.0	2.0	.04	.08
PS5T24-5X	PM51	3.5	4.5	.14	.18
PS5T24-4X	PM52	2.6	3.6	.10	.14
PS5T24-3X	PM53	2.0	2.8	.08	.11
PS5T24-2X	PM54	1.0	2.0	.04	.08

DIMENSIONS ARE IN:	MM [INCH]	<b>APPROVALS</b>		<b>ANDERSON POWER PRODUCTS</b> <b>TITLE</b> 5-POSITION MINI-PL SPEC PAK® BACKSHELL ASSEMBLY
UNLESS OTHERWISE STATED		DRAWN	10/7/2013	
TOLERANCES:		CHECKED	1/23/2014	
DECIMALS (INCH) DECIMALS (MM) ANGLES	.XX ±.02 .X ±.5 ±2°	MFG APPRV	1/24/2014	
SURFACE FINISH:		QC APPRV	1/23/2014	
MACHINED	3.2µ [128µin]	ENG APPRV	1/23/2014	
MOLDED	1.6µ [64µin]			
MATERIAL:	SEE NOTE 1	SIZE	A	
FINISH:		DWG NO.	115308S1	
		REV.	0	
		SCALE	NONE	
		CADFILE	04072	
		SHEET	2 OF 2	

-	SEE SHEET 1	-	-
REV.	DESCRIPTION	APPRV	DATE
REVISIONS			

8 7 6 5 4 3 2 1