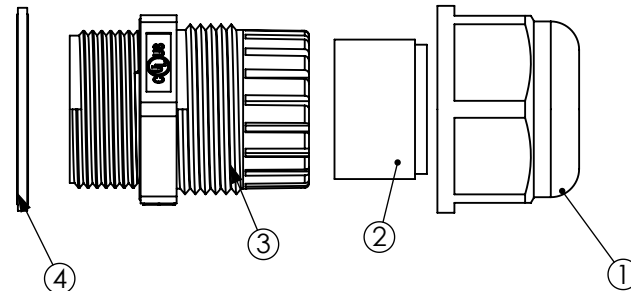


THE INFORMATION CONTAINED IN THIS DRAWING IS THE SOLE PROPERTY OF ANDERSON POWER PRODUCTS. ANY REPRODUCTION IN PART OR WHOLE WITHOUT THE WRITTEN PERMISSION OF ANDERSON POWER PRODUCTS IS PROHIBITED.

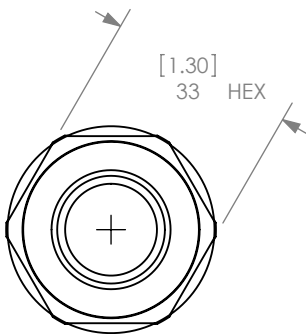
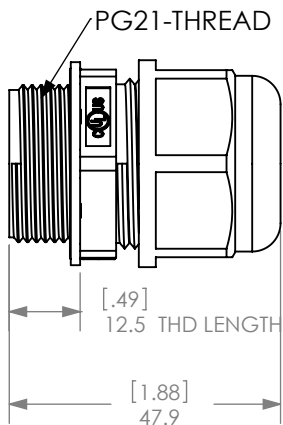

Copyright 2012

ANDERSON POWER PRODUCTS RESERVES THE RIGHT TO ALTER PRODUCT TYPES, THEIR TECHNICAL DATA, DIMENSION, STYLE AND ACCESSORIES WITHOUT PRIOR NOTIFICATION.

EXPLODED VIEW



ITEM	QTY	DESCRIPTION	MATERIAL
1	1	CABLE SEALING NUT	NYLON, BLACK, UL94 V-2
2	1	CABLE SEAL	EPDM, BLACK
3	1	PG GLAND BODY	NYLON, BLACK, UL94 V-2
4	1	PG GASKET	EPDM, BLACK



GLAND P/N	SPEC PAK P/N CODE	WIRE SEALING RANGE			
		mm		INCH	
		MIN	MAX	MIN	MAX
PS1P21-16X	PS01	10	16	0.39	0.63
PS1P21-18X	PS02	12.5	18	0.49	0.71
PS1P21-10X	PS03	7.5	11.3	0.30	.44

NOTES:

- GLANDS FOR USE ON SPEC PAK® 6-P PLUGS ONLY
- ALL MATERIALS RoHS COMPLIANT
- REFER TO ASSEMBLY INSTRUCTION 1S6501
- OPTIONAL PANEL NUT PART NUMBER: 124G30

DIMENSIONS ARE IN:	MM [INCH]	APPROVALS		<p>ANDERSON POWER PRODUCTS</p> <p>TITLE</p> <p>PG21 CABLE SEALING GLANDS FOR SJ CABLE FOR USE ON SPEC PAK™ 6-P</p>
UNLESS OTHERWISE STATED		DRAWN	CMS 4/6/2009	
TOLERANCES:		CHECKED	DJD 4/8/2009	
DECIMALS (INCH) DECIMALS (MM) ANGLES .XX ±.02 .X ±.5 ±2°		MFG APPRV	CHB 4/8/2009	
SURFACE FINISH:		QC APPRV	UFN 4/8/2009	
MACHINED 3.2µ [128µin] ✓		ENG APPRV	DAM 4/8/2009	
MOLDED 1.6µ [64µin] ✓		SIZE	A	
MATERIAL: SEE TABLE		DWG NO.	114841S1	
FINISH:		REV.	2	
		SCALE	NONE	
-CAD GENERATED DRAWING- DO NOT MANUALLY UPDATE DO NOT SCALE		CADFILE	02879	
		SHEET	1 OF 1	

REV.	DESCRIPTION	APPRV	DATE
2	ECRN-15369 UPDATED CABLE SEALING RANGE	CMS	3/28/2013
1	ECRN 15210: ADD P/N PS1P21-10X	CMS	7/24/2012
REVISIONS			