


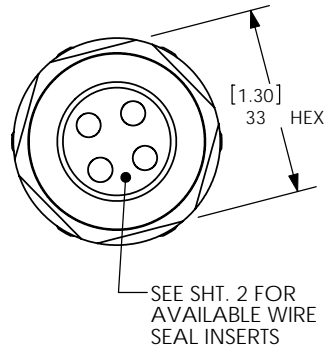
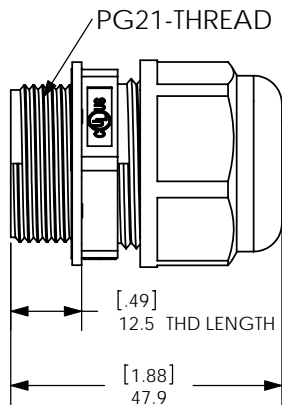
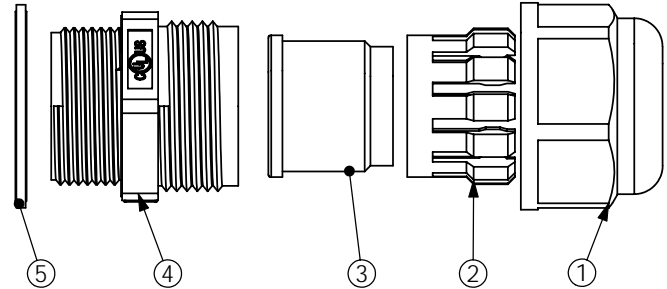
THE INFORMATION CONTAINED IN THIS DRAWING IS THE SOLE PROPERTY OF ANDERSON POWER PRODUCTS. ANY REPRODUCTION IN PART OR WHOLE WITHOUT THE WRITTEN PERMISSION OF ANDERSON POWER PRODUCTS IS PROHIBITED.

Copyright 2009

ANDERSON POWER PRODUCTS RESERVES THE RIGHT TO ALTER PRODUCT TYPES, THEIR TECHNICAL DATA, DIMENSION, STYLE AND ACCESSORIES WITHOUT PRIOR NOTIFICATION.



EXPLODED VIEW



ITEM	QTY	DESCRIPTION	MATERIAL
1	1	CABLE SEALING NUT	NYLON, BLACK, UL94 V-2
2	1	CLAW	NYLON, BLACK, UL94 V-2
3	1	WIRE SEAL	EPDM, BLACK
4	1	PG GLAND BODY	NYLON, BLACK, UL94 V-2
5	1	PG GASKET	EPDM, BLACK

SEE SHEET 2 FOR LIST OF PART NUMBERS AND WIRE SEAL ARRANGEMENTS

NOTES:

- GLANDS FOR USE ON SPEC PAK 6-P PLUGS ONLY
- ALL MATERIALS ROHS COMPLIANT
- REFER TO ASSEMBLY INSTRUCTION 1S6501
- OPTIONAL PANEL NUT PART NUMBER: 124G30

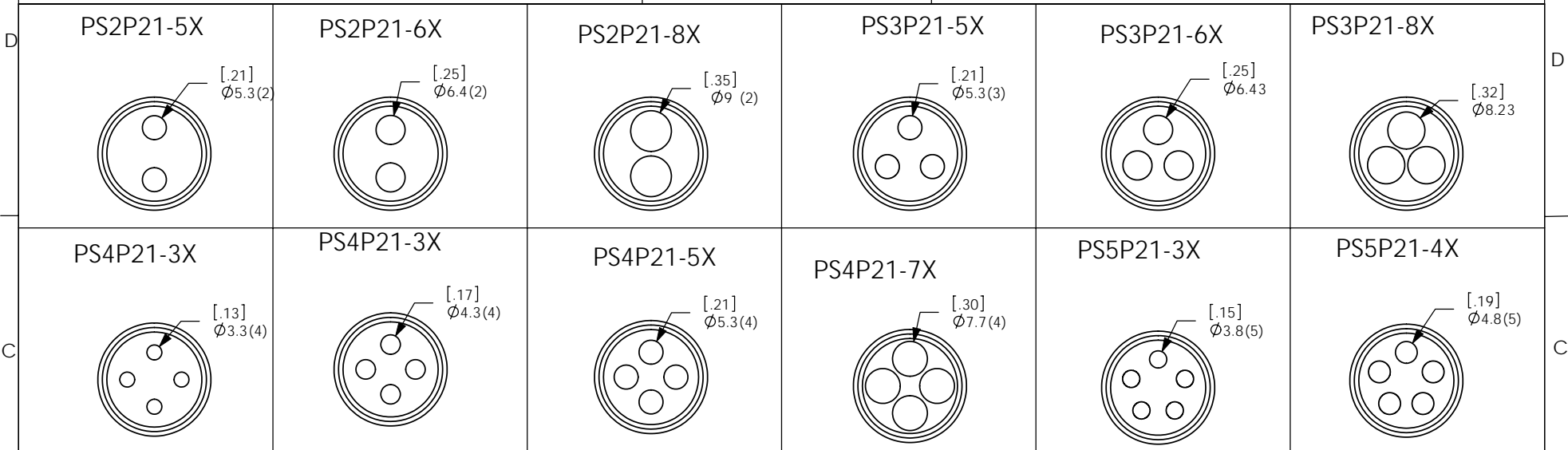
DIMENSIONS ARE IN:		MM [INCH]	APPROVALS		<p>ANDERSON POWER PRODUCTS</p>		
UNLESS OTHERWISE STATED			DRAWN	CMS 4/7/09		<p>TITLE</p> <p>PG21 STRAIGHT CABLE SEALING GLANDS FOR DISCRETE WIRES FOR USE ON SPEC PAK 6-P</p>	
TOLERANCES:			CHECKED	DJD 4/8/09			
DECIMALS (INCH)	DECIMALS (MM)	ANGLES	MFG APP	CHB 4/8/09			
.XX ± .02	.X ± .5	±2°	QC APP	UFN 4/8/09			
SURFACE FINISH:			ENG APP	DAM 4/8/09	SIZE	DWG NO.	REV.
MACHINED 128 [3.2] ✓			SEE TABLE		A/A4	114842S1	0
MOLDED 64 [1.6] ✓					SCALE	CADFILE	SHEET
FINISH:					NONE	02880	1 OF 2
					<p>CAD GENERATED DRAWING. DO NOT MANUALLY UPDATE. DO NOT SCALE.</p>		

REV.	DESCRIPTION OF CHANGES	APPROVED	DATE
*	*****	***	*****

THE INFORMATION CONTAINED IN THIS DRAWING IS THE SOLE PROPERTY OF ANDERSON POWER PRODUCTS. ANY REPRODUCTION IN PART OR WHOLE WITHOUT THE WRITTEN PERMISSION OF ANDERSON POWER PRODUCTS IS PROHIBITED.

Copyright 2009

ANDERSON POWER PRODUCTS RESERVES THE RIGHT TO ALTER PRODUCT TYPES, THEIR TECHNICAL DATA, DIMENSION, STYLE AND ACCESSORIES WITHOUT PRIOR NOTIFICATION.



GLAND P/N	SPEC PAK P/N CODE	WIRE SEALING RANGE			
		mm		INCHES	
		MIN	MAX	MIN	MAX
PS2P21-5X	PM21	3.6	5.2	.14	.20
PS2P21-6X	PM22	5.1	6.5	.20	.26
PS2P21-8X	PM23	6.4	8.7	.25	.34
PS3P21-5X	PM31	3.6	5.2	.14	.20
PS3P21-6X	PM32	4.8	6.2	.19	.24
PS3P21-8X	PM33	6.2	8.0	.24	.31
PS4P21-3X	PM41	2.0	3.1	.08	.12
PS4P21-4X	PM42	3.0	4.1	.12	.16
PS4P21-5X	PM43	3.8	5.2	.15	.20
PS4P21-7X	PM44	5.6	7.3	.22	.29
PS5P21-3X	PM51	2.6	3.6	.10	.14
PS5P21-4X	PM52	3.6	4.6	.14	.18
PS5P21-6X	PM53	4.6	6.0	.18	.24
PS6P21-3X	PM61	2.6	3.6	.10	.14
PS6P21-5X	PM62	3.6	5.2	.14	.20

DIMENSIONS ARE IN:		MM(INCH)	APPROVALS		<b>ANDERSON POWER PRODUCTS</b>		
UNLESS OTHERWISE STATED			DRAWN	CMS 3/23/09		<b>TITLE</b> PG21 STRAIGHT CABLE SEALING GLANDS FOR DISCRETE WIRES FOR USE ON SPEC PAK 6-P	
TOLERANCES:			CHECKED	DJD 4/8/09			
DECIMALS (INCH)	DECIMALS (MM)	ANGLES	MFG APP	CHB 4/8/09			
.XX ± .02	.X ± .5	±2°	QC APP	UFN 4/8/09			
SURFACE FINISH:			ENG APP	DAM 4/8/09	SIZE	DWG NO.	REV.
MACHINED 128 [3.2] ✓					A/A4	114842S1	0
MOLDED 64 [1.6] ✓					SCALE	CADFILE	SHEET
MATERIAL: SEE SHT. 1					NONE	02880	2 OF 2
FINISH:			CAD GENERATED DRAWING DO NOT MANUALLY UPDATE DO NOT SCALE				

REV.	DESCRIPTION OF CHANGES	APPROVED	DATE
*	*****	***	*****

