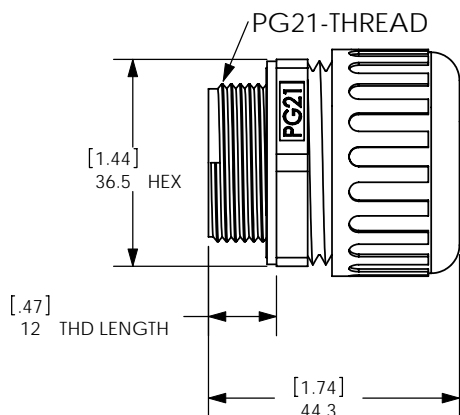
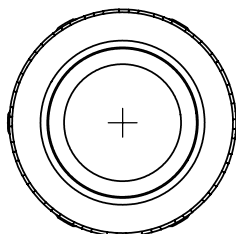
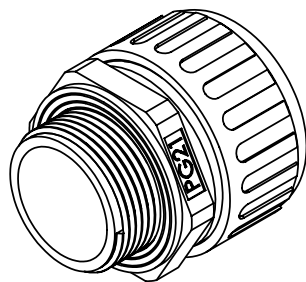


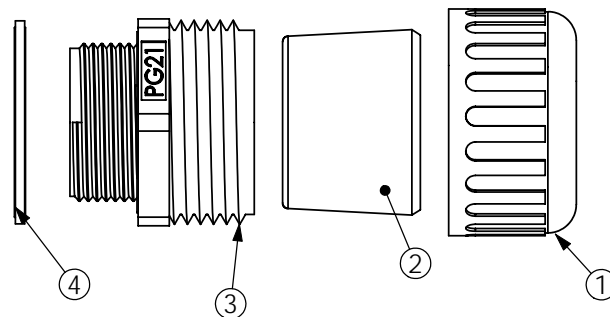
THE INFORMATION CONTAINED IN THIS DRAWING IS THE SOLE PROPERTY OF ANDERSON POWER PRODUCTS. ANY REPRODUCTION IN PART OR WHOLE WITHOUT THE WRITTEN PERMISSION OF ANDERSON POWER PRODUCTS IS PROHIBITED.

Copyright 2009

ANDERSON POWER PRODUCTS RESERVES THE RIGHT TO ALTER PRODUCT TYPES, THEIR TECHNICAL DATA, DIMENSION, STYLE AND ACCESSORIES WITHOUT PRIOR NOTIFICATION.



EXPLODED VIEW



ITEM	QTY	DESCRIPTION	MATERIAL
1	1	CABLE SEALING NUT	NYLON, BLACK, UL94 V-2
2	1	CABLE SEAL	EPDM, BLACK
3	1	PG GLAND BODY	NYLON, BLACK, UL94 V-2
4	1	PG GASKET	EPDM, BLACK

GLAND P/N	SPEC PAK P/N CODE	MAX JOINT mm	MAX JOINT INCHES	PLASTIC TUBING P/N
CT1P21-21X	CT02	22	.87	NGN-17B
CT1P21-26X	CT03	26.5	1.04	NGN-22B
CT1P21-28X	CT04	28.5	1.12	NGN-23B

NOTES:

- GLANDS FOR USE ON SPEC PAK 6-P PLUGS ONLY
- ALL MATERIALS RoHS COMPLIANT
- REFER TO ASSEMBLY INSTRUCTION 1S6501
- OPTIONAL PANEL NUT PART NUMBER: 124G30

DIMENSIONS ARE IN:	MM [INCH]	<b>APPROVALS</b>		<b>ANDERSON POWER PRODUCTS</b>		
UNLESS OTHERWISE STATED		DRAWN	CMS	4/18/09	TITLE PG21 STRAIGHT CONDUIT ADAPTER THREAD COMPRESSION GLAND FOR USE ON SPEC PAK 6-P	
TOLERANCES:		CHECKED	DJD	4/8/09		
DECIMALS (INCH)	DECIMALS (MM)	ANGLES	MFG APP	CHB		4/8/09
.XX ± .02	.X ± .5	± 2°	QC APP	UFN		4/8/09
SURFACE FINISH:		ENG APP	DAM	4/8/09	SIZE A/A4	
MACHINED 128 [3.2] ✓		MATERIAL: SEE TABLE		DWG NO.	114844S1	
MOLDED 64 [1.6] ✓		FINISH:		REV.	0	
SCALE		NONE		CADFILE	02882	
SHEET		1 OF 1		CAD GENERATED DRAWING. DO NOT MANUALLY UPDATE. DO NOT SCALE.		

REV.	DESCRIPTION OF CHANGES	APPROVED	DATE
*	*****	***	*****

