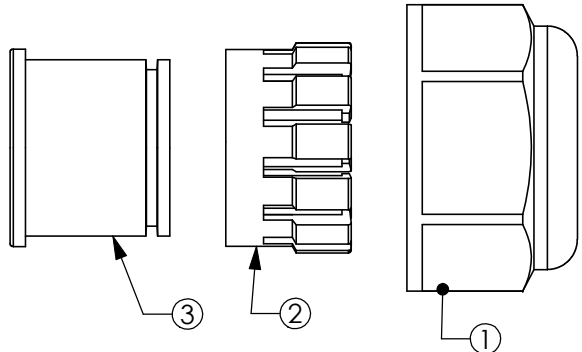


THE INFORMATION CONTAINED IN THIS DRAWING IS THE SOLE PROPERTY OF ANDERSON POWER PRODUCTS. ANY REPRODUCTION IN PART OR WHOLE WITHOUT THE WRITTEN PERMISSION OF ANDERSON POWER PRODUCTS IS PROHIBITED.

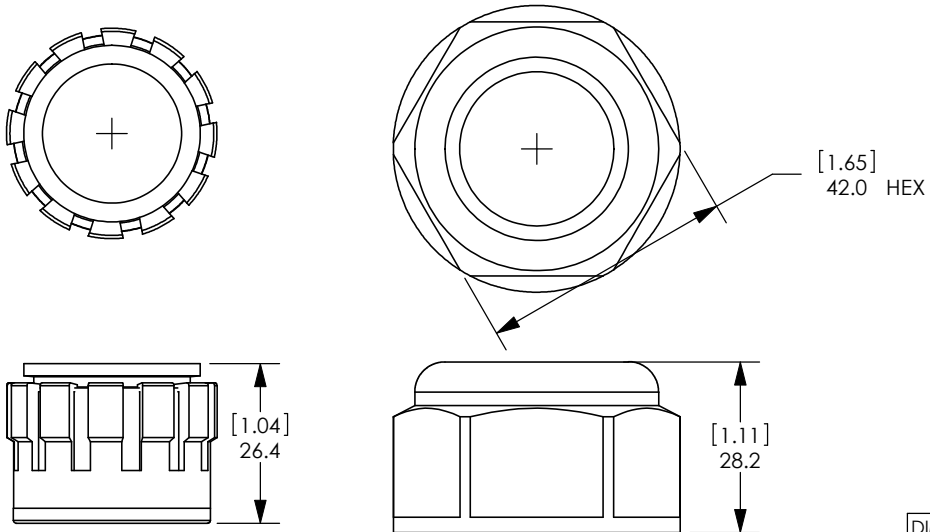
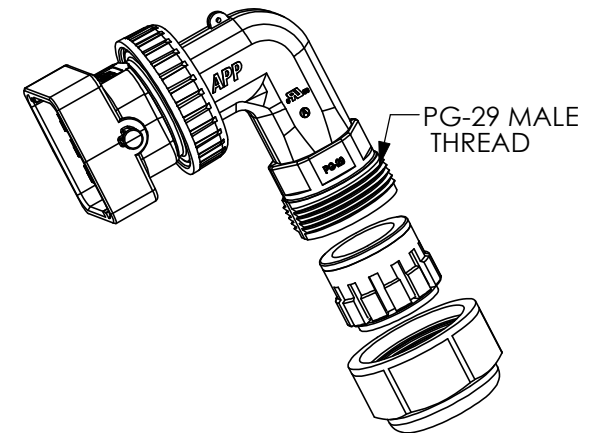
Copyright 2010

ANDERSON POWER PRODUCTS RESERVES THE RIGHT TO ALTER PRODUCT TYPES, THEIR TECHNICAL DATA, DIMENSION, STYLE AND ACCESSORIES WITHOUT PRIOR NOTIFICATION.



ITEM	QTY	DESC.	MAT'L
1	1	PG-291 NUT	NYLON, BLACK, UL94 V-2
2	1	CABLE SEAL	EPDM, BLACK
3	1	CLAW	NYLON, BLACK, UL94 V-2

GLAND ASSEMBLY ON R/A PLUG



		WIRE SEALING RANGE			
		mm		INCHES	
GLAND P/N	SPEC PAK CODE	MIN	MAX	MIN	MAX
RPS1P29-22X	PS11	16	22	0.63	0.87
RPS1P29-25X	PS12	18	25	0.71	0.98

- NOTES:
- GLANDS FOR USE ON SPEC PAK 6-P R/A BACKSHELLS ONLY
  - ALL MATERIALS RoHS COMPLIANT
  - REFER TO ASSEMBLY INSTRUCTION 1S6528

REV.	DESCRIPTION	APPRV	DATE
1	ECRN 14696	CMS	8/24/10

REVISIONS

DIMENSIONS ARE IN:	MM[INCH]	<b>APPROVALS</b>		 <b>ANDERSON POWER PRODUCTS</b>
UNLESS OTHERWISE STATED		<b>DRAWN</b>	CMS 8/12/10	
TOLERANCES:		<b>CHECKED</b>	NTS 8/12/10	
DECIMALS (INCH)	DECIMALS (MM)	ANGLES	<b>MFG APP</b>	
.XX ±.02	.X ±.5	±2°	NTS 8/12/10	
SURFACE FINISH:		<b>QC APP</b>	UFN 8/12/10	<b>SIZE</b>
<b>MACHINED</b>	128 [3.2] ✓	<b>ENG APP</b>	BD 8/12/10	A/A4
<b>MOLDED</b>	64 [1.6] ✓	<b>MATERIAL:</b> SEE TABLE		<b>DWG NO.</b>
<b>FINISH:</b>				114981S1
				<b>REV.</b>
				1
		CAD GENERATED DRAWING DO NOT MANUALLY UPDATE DO NOT SCALE		<b>SCALE</b>
				NONE
				<b>CADFILE</b>
				03135
				<b>SHEET</b>
				1 OF 1