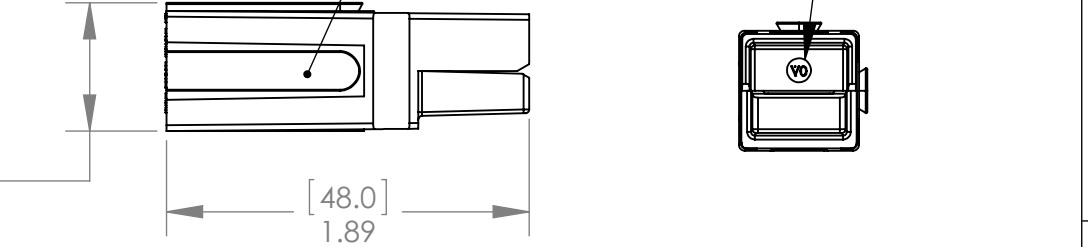
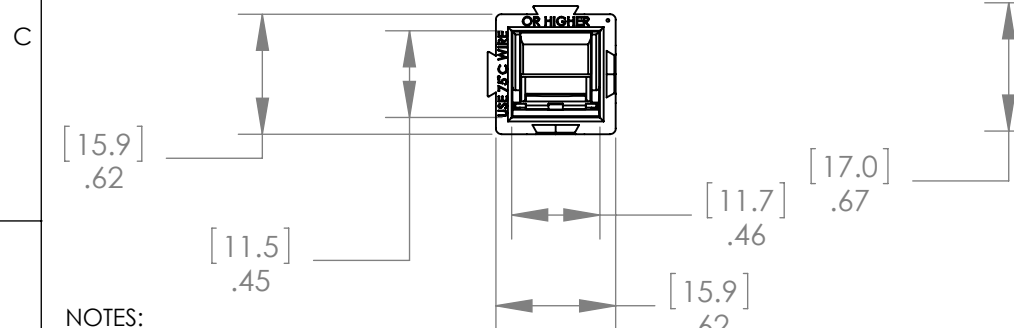
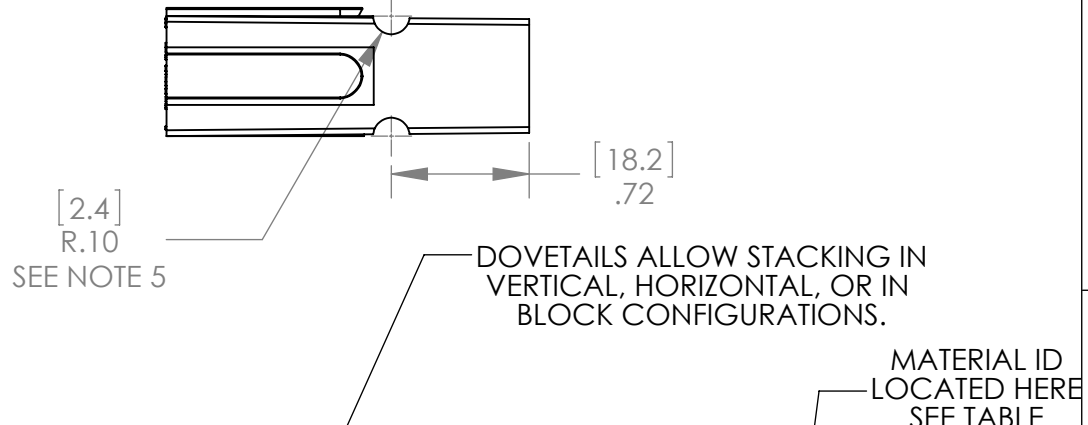


THE INFORMATION CONTAINED IN THIS DRAWING IS THE SOLE PROPERTY OF ANDERSON POWER PRODUCTS. ANY REPRODUCTION IN PART OR WHOLE WITHOUT THE WRITTEN PERMISSION OF ANDERSON POWER PRODUCTS IS PROHIBITED.

**Copyright 2009**

ANDERSON POWER PRODUCTS RESERVES THE RIGHT TO ALTER PRODUCT TYPES, THEIR TECHNICAL DATA, DIMENSION, STYLE AND ACCESSORIES WITHOUT PRIOR NOTIFICATION.

CAT NO.	COLOR	MATERIAL	MATERIAL ID
5916	BLUE	POLYCARBONATE UL94V0	"V0"
5916G4	BLACK		
5916G5	WHITE		
5916G6	GREEN		
5916G7	RED		
5916G16	GRAY		
5916G21	BROWN		
P5916	BLUE	PBT+PC UL94V0	"P"
P5916G4	BLACK		
P5916G5	WHITE		
P5916G7	RED		



- NOTES:
1. SPRING/HOUSING ASSEMBLIES ARE UL RECOGNIZED PER FILE E26226 AND CSA CERTIFIED PER LR25154.
  2. THESE HOUSING ASSEMBLIES ACCOMMODATE ANDERSON CONTACTS FOR WIRE RANGES FROM #12 AWG TO #6 AWG.
  3. FOR ASSEMBLY INSTRUCTIONS, SEE DOCUMENT 1S1072.
  4. MATERIAL:  
HOUSING: SEE TABLE  
SPRING: STAINLESS STEEL.  
FOR OTHER COLORS, CONSULT ANDERSON POWER PRODUCTS.
  5. WHEN MATED SIDE TO SIDE, HALF-ROUNDS ALIGN TO FORM A SLOT FOR ROLL PIN INSERTION, WHICH PROTECTS AGAINST ACCIDENTAL DISLODGING OF MATED HSGS.

REV.	DESCRIPTION	APPRV	DATE
9	ECRN-15222	TWE	8/16/2012
8	ECRN 15060	NTS	2/10/2012
7	ECRN 14848	NTS	3/4/2011
6	ECRN 14488	AMS	9/15/09

DIMENSIONS ARE IN:	INCH [MM]	<b>APPROVALS</b>		<b>ANDERSON POWER PRODUCTS</b>	
UNLESS OTHERWISE STATED		DRAWN	1/30/1969	TITLE 5916 SERIES PP75 HSG & SPRING ASSEMBLY	
TOLERANCES:		MM			
DECIMALS (INCH)	DECIMALS (MM)	CHECKED	1/30/1969	SIZE	DWG NO.
.XX ± .02	.X ± .5	JET		A	1-9597S7
ANGLES ±2°		MFG APPRV		REV.	9
SURFACE FINISH:		QC APPRV		SCALE	CADFILE
MACHINED 128 [3.2] ✓		ENG APPRV		NONE	00832
MOLDED 64 [1.6] ✓		EDW	1/31/1969	SHEET	1 OF 1
MATERIAL: SEE NOTES		-CAD GENERATED DRAWING- DO NOT MANUALLY UPDATE DO NOT SCALE			
FINISH: AS MOLDED					