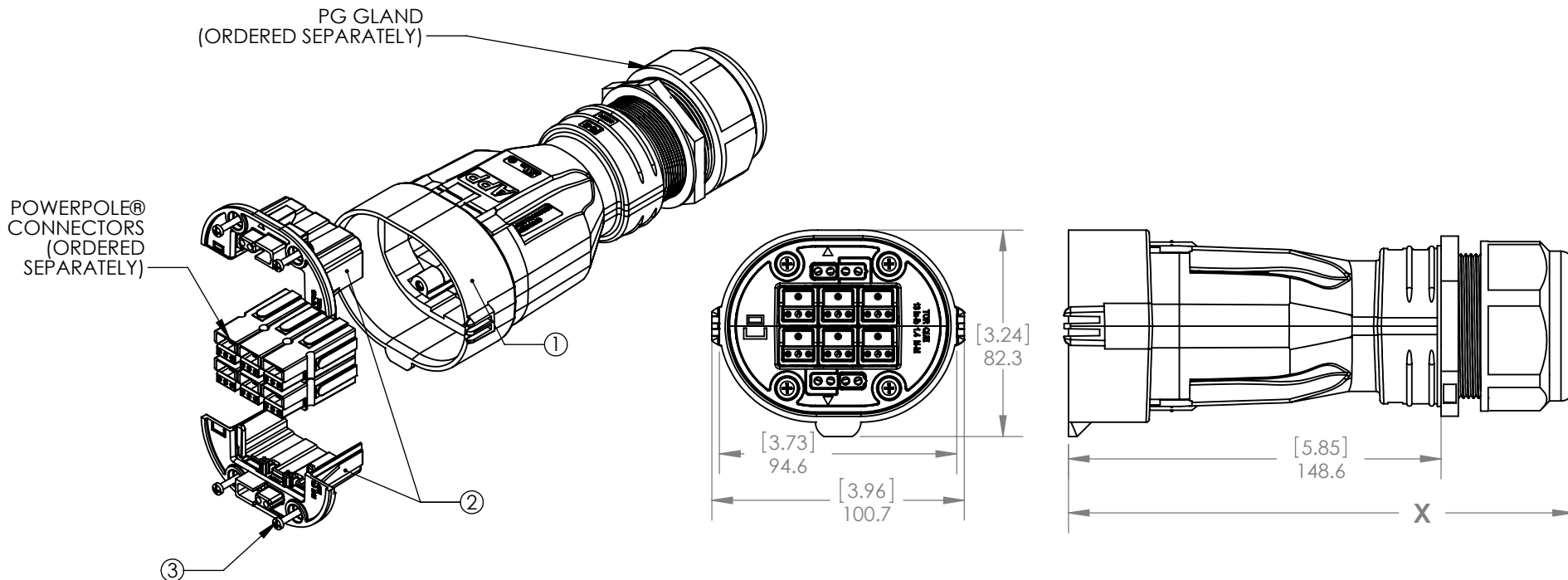


THE INFORMATION CONTAINED IN THIS DRAWING IS THE SOLE PROPERTY OF ANDERSON POWER PRODUCTS. ANY REPRODUCTION IN PART OR WHOLE WITHOUT THE WRITTEN PERMISSION OF ANDERSON POWER PRODUCTS IS PROHIBITED.

Copyright 2010

ANDERSON POWER PRODUCTS RESERVES THE RIGHT TO ALTER PRODUCT TYPES, THEIR TECHNICAL DATA, DIMENSION, STYLE AND ACCESSORIES WITHOUT PRIOR NOTIFICATION.



INCLUDED COMPONENTS

| ITEM | QTY | DESC |
|------|-----|---------------------|
| 1 | 1 | PLUG HOUSING |
| 2 | 2 | HOLDER HALVES |
| 3 | 4 | SELF TAPPING SCREWS |

APPROXIMATE OVERALL LENGTH W/ GLAND

| P/N | GLAND SIZE | X | |
|------------|------------|-----|-----|
| | | MM | IN |
| SK6-A95H06 | PG-36 | 193 | 7.6 |
| SK6-B95H06 | PG-42 | 201 | 7.9 |

NOTES:

- MATERIAL
A. PLUG HOUSING AND HOLDER-PBT BLACK
- FOR USE WITH PP75 CONTACTS AND HOUSINGS (ORDERED SEPARATELY)
- HOLDER ACCEPTS UP TO FOUR POWERMOD™ PINS AND FOUR POWERMOD™ SOCKETS (ORDERED SEPARATELY)
- REFER TO ASSEMBLY INSTRUCTION 1S6554

| | | | | |
|-------------------------|---------------|---|----------------|---|
| DIMENSIONS ARE IN: | MM(INCH) | APPROVALS | | <p>ANDERSON POWER PRODUCTS</p> <p>TITLE</p> <p>HIGH POWER SPEC PAK™ PP75 PLUG CONNECTOR KIT</p> |
| UNLESS OTHERWISE STATED | | DRAWN | TWE 11/3/2010 | |
| TOLERANCES: | | CHECKED | CMS 11/17/2010 | |
| DECIMALS (INCH) | DECIMALS (MM) | ANGLES | | |
| .XX ± .02 | .X ± .5 | ±2° | | |
| SURFACE FINISH: | | MFG APPRV | CHB 11/22/2010 | |
| MACHINED 128 [3.2] ✓ | | QC APPRV | UPN 11/22/2010 | |
| MOLDED 64 [1.6] ✓ | | ENG APPRV | BD 11/22/2010 | |
| MATERIAL: SEE NOTES | | SIZE | A | DWG NO. |
| FINISH: | | SCALE | NONE | 115022S1 |
| | | -CAD GENERATED DRAWING- DO NOT MANUALLY UPDATE DO NOT SCALE | | REV. |
| | | | | 1 |
| | | | | SHEET |
| | | | | 1 OF 2 |

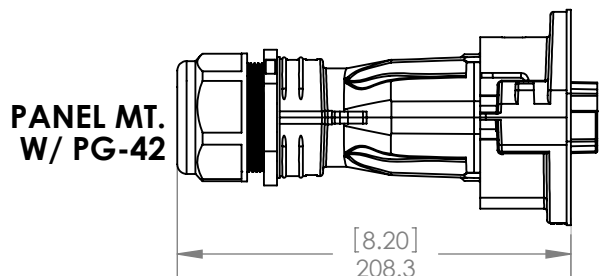
| 1 | ECRN-14781 DIMENSION CLARIFICATION | TWE | 11/30/10 |
|-----------|------------------------------------|-------|----------|
| REV. | DESCRIPTION | APPRV | DATE |
| REVISIONS | | | |

THE INFORMATION CONTAINED IN THIS DRAWING IS THE SOLE PROPERTY OF ANDERSON POWER PRODUCTS. ANY REPRODUCTION IN PART OR WHOLE WITHOUT THE WRITTEN PERMISSION OF ANDERSON POWER PRODUCTS IS PROHIBITED.

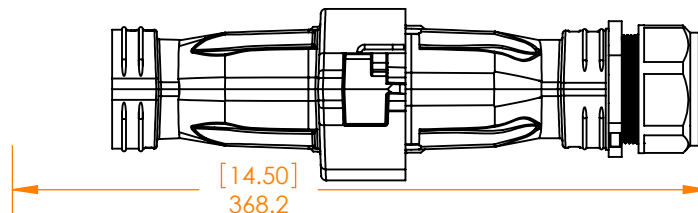
Copyright 2010

ANDERSON POWER PRODUCTS RESERVES THE RIGHT TO ALTER PRODUCT TYPES, THEIR TECHNICAL DATA, DIMENSION, STYLE AND ACCESSORIES WITHOUT PRIOR NOTIFICATION.

APPROXIMATE OVERALL LENGTHS RECEPTACLES AND PLUGS WITH GLANDS

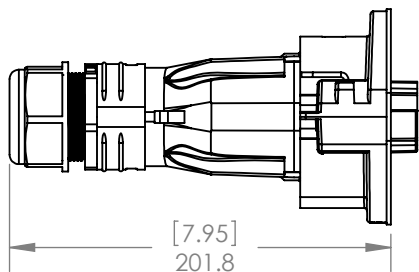


PG-42 INLINE

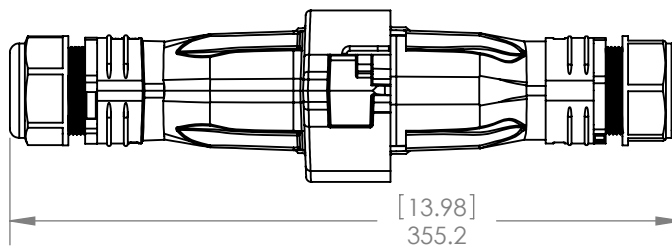


PANEL

PANEL MT. W/ PG-36



PG-36 INLINE



| | | | | | | | | | | | | |
|-------------------------|---------------|------------------|-------------|----------------------|--|---|-------|------------|---------|----------|-------|--------|
| DIMENSIONS ARE IN: | MM(INCH) | <i>APPROVALS</i> | | | ANDERSON POWER PRODUCTS | | | | | | | |
| UNLESS OTHERWISE STATED | | DRAWN | TWE | | 11/3/2010 | TITLE | | | | | | |
| TOLERANCES: | | CHECKED | CMS | 11/17/2010 | HIGH POWER SPEC PAK™ PP75 PLUG CONNECTOR KIT | | | | | | | |
| DECIMALS (INCH) | DECIMALS (MM) | ANGLES | MFG APPRV | CHB | | | | 11/22/2010 | | | | |
| .XX ±.02 | .X ±.5 | ±2° | QC APPRV | UPN | | | | 11/22/2010 | | | | |
| SURFACE FINISH: | | MACHINED | 128 [3.2] ✓ | ENG APPRV | BD | 11/22/2010 | SIZE | 0A | DWG NO. | 115022S1 | REV. | 1 |
| MOLDED | | 64 [1.6] ✓ | MATERIAL: | | SEE NOTES | | SCALE | NONE | CADFILE | 03315 | SHEET | 2 OF 2 |
| FINISH: | | ***** | | 3rd ANGLE PROJECTION | | -CAD GENERATED DRAWING- DO NOT MANUALLY UPDATE DO NOT SCALE | | | | | | |