

8

7

6

5

4

3

2

1

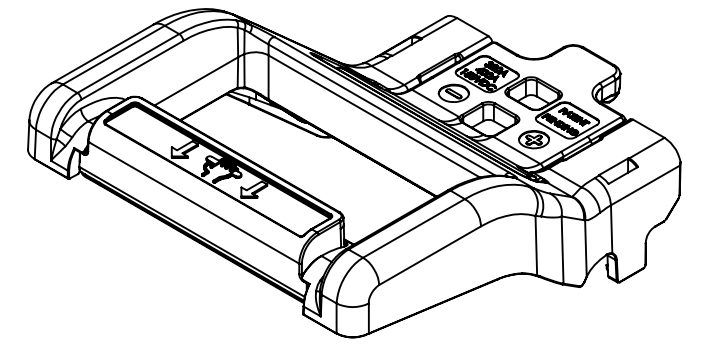
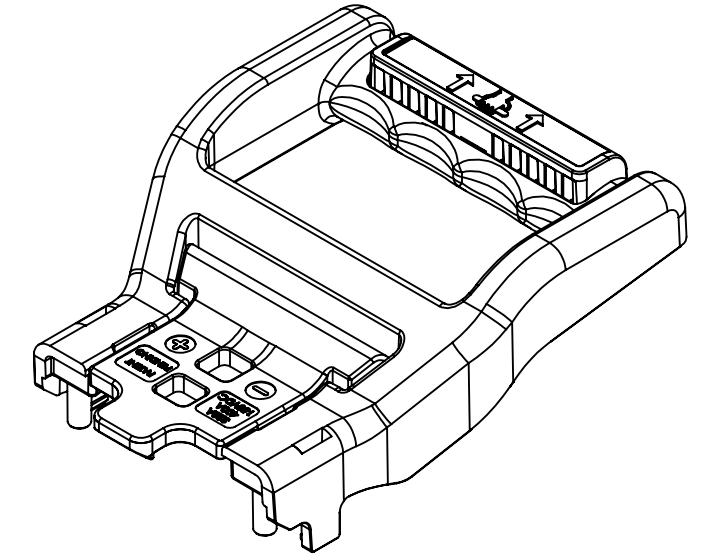
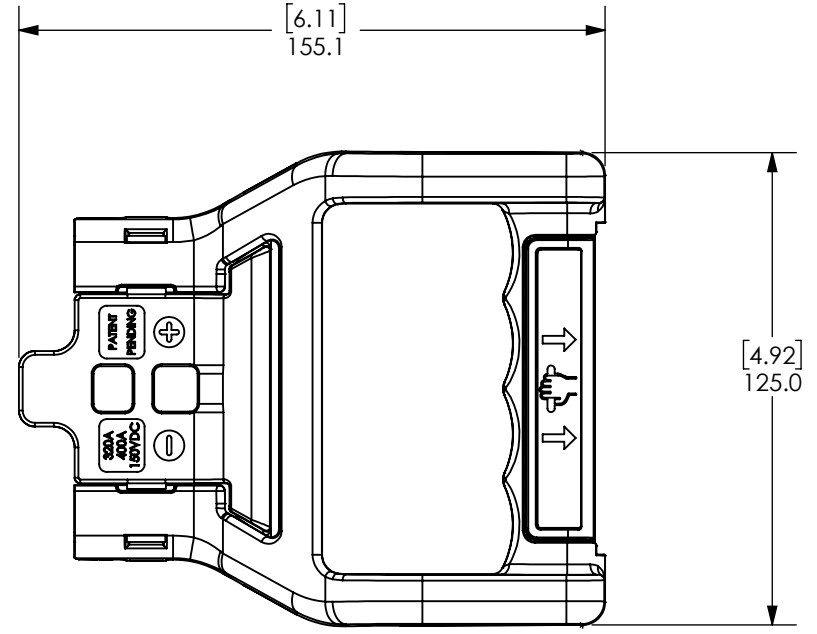
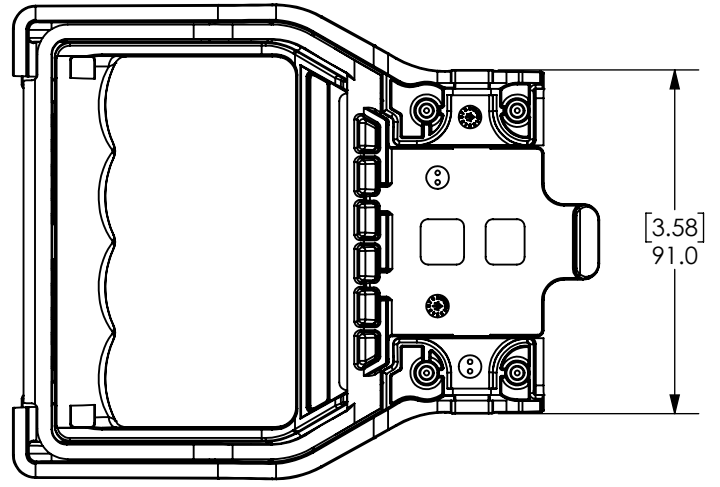
THE INFORMATION CONTAINED IN THIS DRAWING IS THE SOLE PROPERTY OF ANDERSON POWER PRODUCTS. ANY REPRODUCTION IN PART OR WHOLE WITHOUT THE WRITTEN PERMISSION OF ANDERSON POWER PRODUCTS IS PROHIBITED.

Copyright 2025

ANDERSON POWER PRODUCTS RESERVES THE RIGHT TO ALTER PRODUCT TYPES, THEIR TECHNICAL DATA, DIMENSION, STYLE AND ACCESSORIES WITHOUT PRIOR NOTIFICATION.

E

E

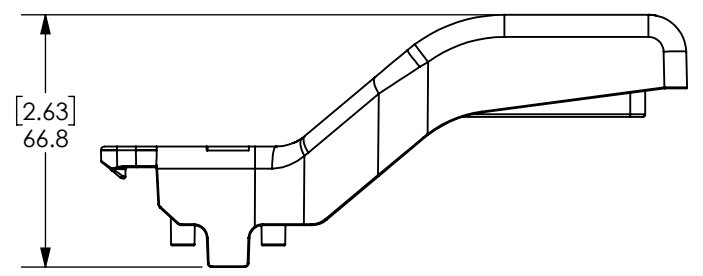
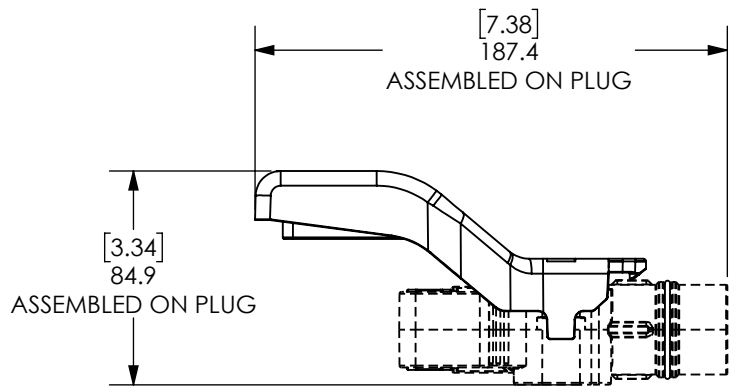


D

D

C

C



B

B

| PART NUMBER            | COLOR |
|------------------------|-------|
| IBC320-HANDLE-LATCHING | BLACK |

NOTES:  
 1. FOR USE WITH IBC320-PLUG-BLK ONLY.

| <p><b>DIMENSIONS ARE IN MM. INCH DIMENSIONS SHOWN IN [ ] ARE FOR REFERENCE ONLY</b></p> <p>GENERAL TOLERANCE IN MM UNLESS SPECIFIED OTHERWISE:</p> <table border="1"> <tr> <td>0-6</td> <td>&gt;6-18</td> <td>&gt;18-50</td> <td>&gt;50-120</td> <td>&gt;120</td> </tr> <tr> <td>±.4</td> <td>±.5</td> <td>±.5</td> <td>±.8</td> <td>± 1.0</td> </tr> </table> <p>ANGLES: ± 5°</p> | 0-6                              | >6-18                              | >18-50   | >50-120                                   | >120                        | ±.4 | ±.5 | ±.5 | ±.8 | ± 1.0  | <p><i>APPROVALS</i></p> |                         | <p><b>ANDERSONPOWER</b></p> |  |  |
|--|----------------------------------|------------------------------------|--|---|-----------------------------|-----|-----|-----|-----|--|-------------------------|-------------------------|-----------------------------|--|--|
|  | 0-6                              | >6-18                              | >18-50   | >50-120                                   | >120                        |     |     |     |     |  |                         |                         |                             |  |  |
|  | ±.4                              | ±.5                                | ±.5  | ±.8                                       | ± 1.0                       |     |     |     |     |  |                         |                         |                             |  |  |
|  | <p>DRAWN<br/>JWH 7/17/2025</p>   | <p>CHECKED<br/>JYL 7/23/2025</p>   | <p>TITLE<br/>IBC320 LATCHING HANDLE ASSEMBLY</p> |   |                             |     |     |     |     |  |                         |                         |                             |  |  |
| <p>PM APPRV<br/>JF 7/23/2025</p>   | <p>QC APPRV<br/>MV 7/24/2025</p> | <p>COA NO.<br/>5489</p>            | <p>PROD. LINE<br/>IBC</p>                        | <p>SIZE<br/>B</p>                         | <p>DWG NO.<br/>116321S1</p> |     |     |     |     |  |                         |                         |                             |  |  |
| <p>MATERIAL:<br/>PC/PBT</p>  | <p>FINISH:<br/>BLACK</p>         | <p>ENG APPRV<br/>CMS 7/24/2025</p> | <p>SCALE<br/>1:2</p>                             | <p>CADFILE<br/>IBC320-HANDLE-LATCHING</p> | <p>REV.<br/>0</p>           |     |     |     |     |  |                         |                         |                             |  |  |
| <p>REVISIONS</p> <table border="1"> <thead> <tr> <th>REV.</th> <th>DESCRIPTION</th> <th>APPRV</th> <th>DATE</th> </tr> </thead> <tbody> <tr> <td> </td> <td> </td> <td> </td> <td> </td> </tr> </tbody> </table>   |                                  | REV.                               | DESCRIPTION                                      | APPRV                                     | DATE                        |     |     |     |     | <p>-CAD GENERATED DRAWING-<br/>DO NOT MANUALLY UPDATE<br/>DO NOT SCALE</p> |                         | <p>SHEET<br/>1 OF 1</p> |                             |  |  |
| REV.   | DESCRIPTION                      | APPRV                              | DATE   |   |                             |     |     |     |     |  |                         |                         |                             |  |  |
|  |                                  |                                    |  |   |                             |     |     |     |     |  |                         |                         |                             |  |  |

A

A

8

7

6

5

4

3

2

1