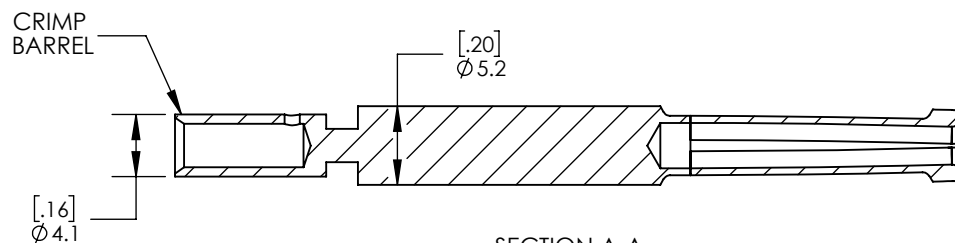
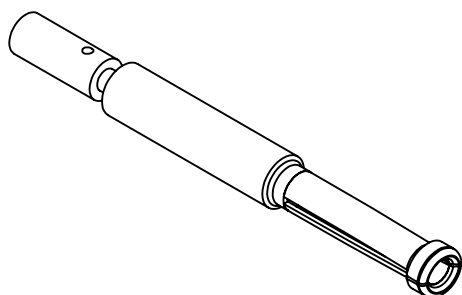
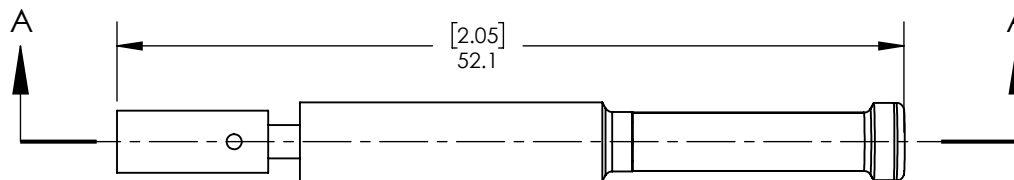


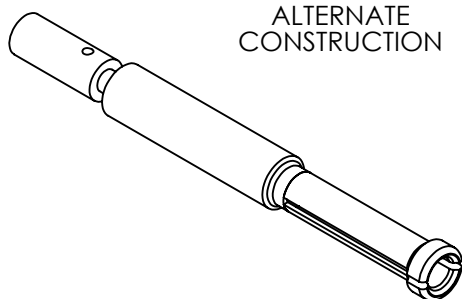
THE INFORMATION CONTAINED IN THIS DRAWING IS THE SOLE PROPERTY OF ANDERSON POWER PRODUCTS. ANY REPRODUCTION IN PART OR WHOLE WITHOUT THE WRITTEN PERMISSION OF ANDERSON POWER PRODUCTS IS PROHIBITED.

Copyright 2005

ANDERSON POWER PRODUCTS RESERVES THE RIGHT TO ALTER PRODUCT TYPES, THEIR TECHNICAL DATA, DIMENSION, STYLE AND ACCESSORIES WITHOUT PRIOR NOTIFICATION.



SECTION A-A
SCALE 2 : 1



ALTERNATE
CONSTRUCTION

DIMENSIONS ARE IN:	<input checked="" type="checkbox"/> INCH	<input type="checkbox"/> MM	MM[INCH]
UNLESS OTHERWISE STATED			
TOLERANCES:			
DECIMALS (INCH)	DECIMALS (MM)	ANGLES	
.XX ±.02	.X ±.5	±2°	
SURFACE FINISH:			
MACHINED	128 [3.2]	<input checked="" type="checkbox"/>	
MOLDED	64 [1.6]	<input checked="" type="checkbox"/>	
MATERIAL: COPPER ALLOY			
FINISH: SILVER PLATE			

APPROVALS	
DRAWN	AMP 5/11/05
CHECKED	DJD 5/11/05
MFG APP	CHB 5/10/05
QC APP	UFN 5/10/05
ENG APP	DAM 5/10/05

ANDERSON POWER PRODUCTS		
TITLE		
SALES OUTLINE EBC DIN AUX. SOCKET CONTACT CAT. NO. 160-15 (4MM WIRE)		
SIZE	DWG NO.	REV.
A/A4	160-15 S1	1
SCALE	CADFILE	SHEET
NONE	02316	1 OF 1

1	ECRN 14292 - ADD ALTERNATE CONSTRUCTION	AMS	07/25/08
REV.	DESCRIPTION OF CHANGES	APPROVED	DATE



-CAD GENERATED DRAWING-
DO NOT MANUALLY UPDATE
DO NOT SCALE